










MT HOJGAARD HOLDING A/S CLASS B

ISIN: **DK0010255975** WKN: -

Overview

2022/01/27 17:15:35				5y
Price	200.00 DKK	201.00		
Difference	▲ 36.99% (54.00)	200.75		
General attributes				
ISIN	DK0010255975	200.50		
Symbol	MTHH	200.25		
Exchange	London Stock Exchange	200.00		
Currency	DKK	199.75		
Sector	Construction	199.50		
Security type	Stock	199.25		
Market cap (m)	170 EUR	199.00		
Benchmark	OMX COPENHAGEN 20			
Market data				
Bid (Bid size)	-			
Ask (Ask size)	-			
Open	200.00 DKK			
High	200.00 DKK			
Low	200.00 DKK			
Close (prev. day)	146.00 DKK			
VWAP	200.00 DKK			
Volume (pcs)	132			
Trading volume	26,400.00			
Number of trades	2			
Last size	94			
Futures and Options				
Related Futures	-			
Related Options	-			
<p>Information about previous performance does not guarantee future performance. Source: FactSet</p>				
Recent research				
on sector				
Date	Headline	Download		
2024/08/13	 Aktienempfehlungen Österreich			
2024/08/12	 Global Equity Ratings			
2024/08/12	 Aktienempfehlungen Global			
2024/07/29	 Aktienempfehlungen Österreich			
2024/07/24	 Global Equity Ratings			

Details

2022/01/27 17:15:35

Price
200.00 DKK

Difference ▲ 36.99% (54.00)

General attributes

ISIN	DK0010255975
Symbol	MTHH
Exchange	London Stock Exchange
Currency	DKK
Sector	Construction
Security type	Stock
Market cap (m)	170 EUR
Benchmark	OMX COPENHAGEN 20

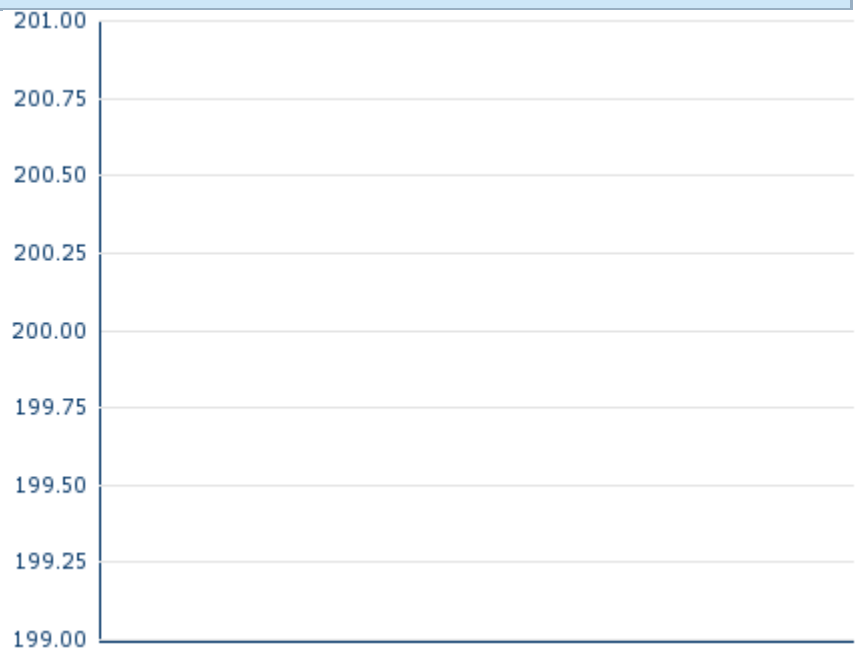
Market data

Bid (Bid size)	-
Ask (Ask size)	-
Open	200.00 DKK
High	200.00 DKK
Low	200.00 DKK
Close (prev. day)	146.00 DKK
VWAP	200.00 DKK
Volume (pcs)	132
Trading volume	26,400.00
Number of trades	2
Last size	94

Performance and Risk

	6m	1y	3y
Perf (%)	-	-	-
Perf (abs.)	-	-	-
Beta	-0.01	0.09	0.21
Volatility	-	-	-

5y



Information about previous performance does not guarantee future performance.
Source: FactSet

Price data

Ø price 5 days Ø volume 5 days (pcs.)	- DKK (-)
Ø price 30 days Ø volume 30 days (pcs.)	- DKK (-)
Ø price 100 days Ø volume 100 days (pcs.)	- DKK (-)
Ø price 250 days Ø volume 250 days (pcs.)	- DKK (-)
YTD High date	- DKK (-)
YTD Low date	- DKK (-)
52 Weeks High date	- DKK (-)
52 Weeks Low date	- DKK (-)

All listings for MT HOJGAARD HOLDING A/S CLASS B

Exchange	Date	Time	Price	Trading volume (mio.)	Number of trades
Nasdaq Copenhagen	2024/08/13	17:20	163.00 DKK	0.08	17
London Stock Exchange	2022/01/27	17:15	200.00 DKK	0.03	2

Company profile

Company Logo

MT HOJGAARD HOLDING

Company Profile

-

Contact Details

MT HOJGAARD HOLDING

--

Telefon: -

Fax: -

E-mail: -