

KN ENERGIES AB

ISIN: LT0000111650 WKN: -

Overview

2018/05/18 18:03:32

5y

Price

0.53 EUR

Difference  0.38% (0.00)

General attributes

ISIN	LT0000111650
Symbol	KNE1L
Exchange	London Stock Exchange
Currency	EUR
Sector	Energy / Commodities
Security type	Stock
Market cap (m)	89 EUR
Benchmark	MSCI WORLD INDEX (STRD, UHD)

Market data

Bid (Bid size)	-
Ask (Ask size)	-
Open	0.53 EUR
High	0.53 EUR
Low	0.53 EUR
Close (prev. day)	0.528 EUR
VWAP	-
Volume (pcs)	-
Trading volume	-
Number of trades	1
Last size	-




Futures and Options

Related Futures	-
Related Options	-

Chart
not available

Information about previous performance does not guarantee future performance.
Source: FactSet

Recent research

on sector	Date	Headline	Download
	2024/07/29	 Aktienempfehlungen Österreich	
	2024/07/26	 Equity Weekly	
	2024/07/24	 Global Equity Ratings	
	2024/07/24	 Aktienempfehlungen Global	
	2024/07/15	 Aktienempfehlungen Global	

Details

2018/05/18 18:03:32

Price
0.53 EURDifference ▲ 0.38% (0.00)

General attributes

ISIN	LT0000111650
Symbol	KNE1L
Exchange	London Stock Exchange
Currency	EUR
Sector	Energy / Commodities
Security type	Stock
Market cap (m)	89 EUR
Benchmark	MSCI WORLD INDEX (STRD, UHD)

Market data

Bid (Bid size)	-
Ask (Ask size)	-
Open	0.53 EUR
High	0.53 EUR
Low	0.53 EUR
Close (prev. day)	0.528 EUR
VWAP	-
Volume (pcs)	-
Trading volume	-
Number of trades	1
Last size	-

Performance and Risk

	6m	1y	3y
Perf (%)	-	-	-
Perf (abs.)	-	-	-
Beta	0.23	0.25	0.15
Volatility	20.88	20.88	20.88

5y

Chart
not available

Information about previous performance does not guarantee future performance.
Source: FactSet

Price data

Ø price 5 days Ø volume 5 days (pcs.)	0.54 EUR (0)
Ø price 30 days Ø volume 30 days (pcs.)	0.55 EUR (0)
Ø price 100 days Ø volume 100 days (pcs.)	- EUR (0)
Ø price 250 days Ø volume 250 days (pcs.)	- EUR (0)
YTD High date	0.57 EUR (2018/04/30)
YTD Low date	0.50 EUR (2018/02/12)
52 Weeks High date	0.57 EUR (2018/04/30)
52 Weeks Low date	0.50 EUR (2018/02/12)

Arbitrage views

Exchange 📍	Date	Time	Price	Trading volume (mio.)	Number of trades
Stuttgart	2024/07/29	08:00	0.213 EUR	0.00	3
OMX Baltic Market Vilnius	2024/07/29	15:30	0.234 EUR	0.00	28
Munich	2024/07/29	08:11	0.228 EUR	0.00	1
London Stock Exchange	2018/05/18	18:03	0.53 EUR	0.00	1
Frankfurt	2024/07/29	08:10	0.22 EUR	0.00	2

	29						
Berlin	2024/07/29	08:11	0.201	EUR	0.00		3

Company profile

Company Logo



Contact Details

KN ENERGIES AB

--

Buriu Street 19 - 91003 Klaipeda

Telefon: +370-46-391772

Fax: +370-46-311399

E-mail: info@kn.lt

Company Profile

-

Members of Management Board

Darius Silenskis Chairman of Managing Board

Dainius Ciuta Member of Executive Committee

Linas Kilda Member of Executive Committee

Martynas Ziedas Member of Executive Committee

Mindaugas Navikas Member of Executive Committee

Tomas Tumenas Member of Executive Committee

Board of directors

Edvinas Katilius Chairman of Supervisory Board

Robertas Vyšniauskas Chairman of Supervisory Board

Švile Valeišiene Member of Supervisory Board

Alfonso Morriello Member of Supervisory Board

Dovile Kavaliauskiene Member of Supervisory Board

Jurate Lingiene Member of Supervisory Board

Karolis Švaikauskas Member of Supervisory Board

Roderick Mason Member of Supervisory Board

Šarunas Radavicius Member of Supervisory Board

Šukevicius Mantas Member of Supervisory Board