

ABG SUNDAL COLLIER HOLDING ASA

ISIN: **NO0003021909** WKN: -

Overview

2022/08/25 10:51:48

Price
6.01 NOK

Difference  -33.59% (-3.04)

General attributes

ISIN	NO0003021909
Symbol	ABG
Exchange	London Stock Exchange
Currency	NOK
Sector	Financial
Security type	Stock
Market cap (m)	266 EUR
Benchmark	NORWAY OSLO BORS ALL SHARE(TRG)

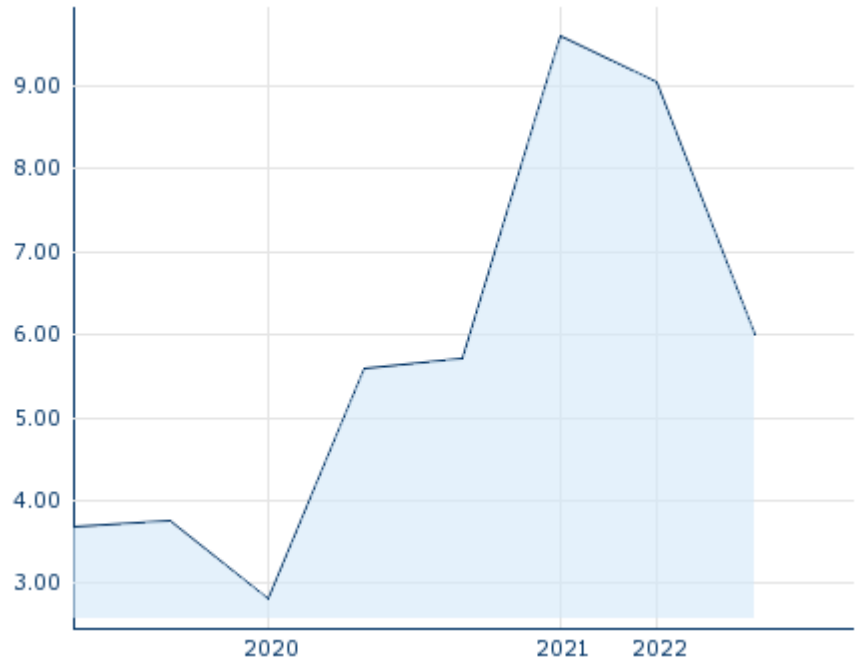
Market data

Bid (Bid size)	- (0)
Ask (Ask size)	- (0)
Open	6.01 NOK
High	6.01 NOK
Low	6.01 NOK
Close (prev. day)	9.05 NOK
VWAP	6.01 NOK
Volume (pcs)	16,500
Trading volume	99,165.00
Number of trades	1
Last size	16,500

Futures and Options




Related Futures	-
Related Options	-

5y



Information about previous performance does not guarantee future performance.
Source: FactSet

Recent research

on sector			
Date		Headline	Download
2024/04/26		Global Equity Ratings	
2024/04/26		Aktienempfehlungen Global	
2024/04/19		Equity Weekly	
2024/04/15		Aktienempfehlungen Österreich	
2024/04/03		Global Equity Ratings	

Details

2022/08/25 10:51:48

Price

6.01 NOK

Difference 📉 -33.59% (-3.04)

General attributes

ISIN	NO0003021909
Symbol	ABG
Exchange	London Stock Exchange
Currency	NOK
Sector	Financial
Security type	Stock
Market cap (m)	266 EUR
Benchmark	NORWAY OSLO BORS ALL SHARE(TRG)

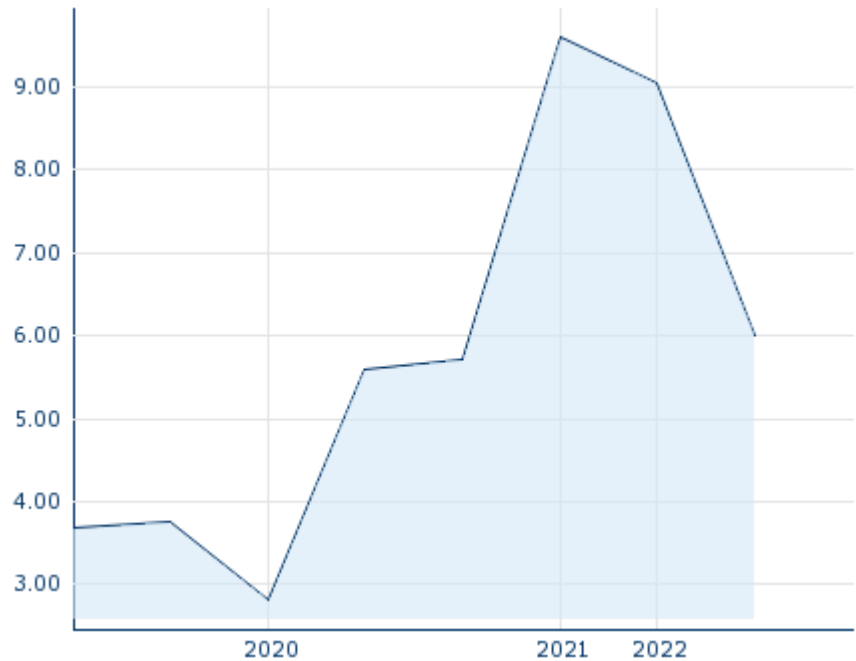
Market data

Bid (Bid size)	- (0)
Ask (Ask size)	- (0)
Open	6.01 NOK
High	6.01 NOK
Low	6.01 NOK
Close (prev. day)	9.05 NOK
VWAP	6.01 NOK
Volume (pcs)	16,500
Trading volume	99,165.00
Number of trades	1
Last size	16,500

Performance and Risk

	6m	1y	3y
Perf (%)	-	-	-
Perf (abs.)	-	-	-
Beta	0.28	0.33	0.45
Volatility	-	-	-

5y



Information about previous performance does not guarantee future performance.
Source: FactSet

Price data

Ø price 5 days Ø volume 5 days (pcs.)	- NOK (-)
Ø price 30 days Ø volume 30 days (pcs.)	- NOK (395)
Ø price 100 days Ø volume 100 days (pcs.)	- NOK (1,618)
Ø price 250 days Ø volume 250 days (pcs.)	- NOK (1,182)
YTD High date	- NOK (-)
YTD Low date	- NOK (-)
52 Weeks High date	- NOK (-)
52 Weeks Low date	- NOK (-)

Arbitrage views

Exchange	Date	Time	Price	Trading volume (mio.)	Number of trades
Stuttgart	2024/04/26	15:46	0.4865 EUR	0.00	14
Munich	2024/04/26	08:11	0.4915 EUR	0.00	1
London Stock Exchange	2022/08/25	10:51	6.01 NOK	0.10	1
Frankfurt	2024/04/26	21:41	0.495 EUR	0.00	3
First North	2024/04/26	12:49	5.68 NOK	0.00	1

Stockholm	19					
FINRA other OTC Issues	2024/04/22	18:29	0.54 USD	0.00		1
Berlin	2024/04/26	21:43	0.504 EUR	0.00		18

Company profile

Company Logo

Contact Details

ABG SUNDAL COLLIER

--

Telefon: -

Fax: -

E-mail: -

Company Profile

-