

TKM GRUPP AS

ISIN: EE0000001105

WKN: -

Overview

2018/05/22 17:35:56

Price

9.16 EUR

Difference



-0.43% (-0.04)

General attributes

ISIN	EE0000001105
Symbol	TKM1T
Exchange	London Stock Exchange
Currency	EUR
Sector	Commerce
Security type	Stock
Market cap (m)	390 EUR
Benchmark	MSCI WORLD INDEX (STRD, UHD)

Market data

Bid (Bid size)	- (0)
Ask (Ask size)	- (0)
Open	9.16 EUR
High	9.16 EUR
Low	9.16 EUR
Close (prev. day)	9.20 EUR
VWAP	-
Volume (pcs)	-
Trading volume	-
Number of trades	1
Last size	-

Futures and Options









Related Futures	-
Related Options	-

5y

Chart
not available

Information about previous performance does not guarantee future performance.
Source: FactSet

Recent research

on sector	Date	Headline	Download
	2024/07/12	 Global Equity Ratings	
	2024/07/12	 Aktienempfehlungen Global	
	2024/06/21	 Equity Weekly	
	2024/06/21	 Global Equity Ratings	
	2024/06/21	 Aktienempfehlungen Global	

Details

2018/05/22 17:35:56

Price
9.16 EUR

Difference  -0.43% (-0.04)

General attributes

ISIN	EE0000001105
Symbol	TKM1T
Exchange	London Stock Exchange
Currency	EUR
Sector	Commerce
Security type	Stock
Market cap (m)	390 EUR
Benchmark	MSCI WORLD INDEX (STRD, UHD)

Market data

Bid (Bid size)	- (0)
Ask (Ask size)	- (0)
Open	9.16 EUR
High	9.16 EUR
Low	9.16 EUR
Close (prev. day)	9.20 EUR
VWAP	-
Volume (pcs)	-
Trading volume	-
Number of trades	1
Last size	-

Performance and Risk

	6m	1y	3y
Perf (%)	-	-	-
Perf (abs.)	-	-	-
Beta	0.10	0.09	0.14
Volatility	-	-	-

5y

Chart
not available

Information about previous performance does not guarantee future performance.
Source: FactSet

Price data

Ø price 5 days Ø volume 5 days (pcs.)	9.21 EUR (0)
Ø price 30 days Ø volume 30 days (pcs.)	9.64 EUR (0)
Ø price 100 days Ø volume 100 days (pcs.)	- EUR (0)
Ø price 250 days Ø volume 250 days (pcs.)	- EUR (0)
YTD High date	10.15 EUR (2018/03/15)
YTD Low date	9.16 EUR (2018/05/22)
52 Weeks High date	10.15 EUR (2018/03/15)
52 Weeks Low date	9.16 EUR (2018/05/22)

Arbitrage views

Exchange 	Date	Time	Price	Trading volume (mio.)	Number of trades
Stuttgart	2024/07/12	13:26	9.17 EUR	0.00	6
OMX Baltic Market Tallinn	2024/07/12	14:07	9.57 EUR	0.04	180
London Stock Exchange	2018/05/22	17:35	9.16 EUR	0.00	1
Frankfurt	2024/07/12	08:08	9.34 EUR	0.00	1

Company profile

Company Logo



Contact Details

TKM GRUPP AS

--

Kaubamaja 1 - 10143 Tallinn

Telefon: +372-6-667-3300

Fax: +

E-mail: tkmgroup@kaubamaja.ee

Company Profile

-

Members of Management Board

Raul Puusepp	Member of Executive Committee
--------------	-------------------------------

Board of directors

Jüri Kõo	Chairman of Supervisory Board
----------	-------------------------------

Enn Kunila	Member of Supervisory Board
------------	-----------------------------

Gunnar Kraft	Member of Supervisory Board
--------------	-----------------------------

Kristo Anton	Member of Supervisory Board
--------------	-----------------------------

Meelis Milder	Member of Supervisory Board
---------------	-----------------------------