

## TKM GRUPP AS

ISIN: **EE0000001105** WKN: -

## Overview

2018/05/22 17:35:56

Price  
9.16 EURDifference  -0.43% (-0.04)

## General attributes

ISIN	EE0000001105
Symbol	TKM1T
Exchange	London Stock Exchange
Currency	EUR
Sector	Commerce
Security type	Stock
Market cap (m)	396 EUR
Benchmark	MSCI WORLD INDEX (STRD, UHD)

## Market data

Bid (Bid size)	- (0)
Ask (Ask size)	- (0)
Open	9.16 EUR
High	9.16 EUR
Low	9.16 EUR
Close (prev. day)	9.20 EUR
VWAP	-
Volume (pcs)	-
Trading volume	-
Number of trades	1
Last size	-

## Futures and Options








Related Futures	-
Related Options	-

5y

Chart  
not available

Information about previous performance does not guarantee future performance.  
Source: FactSet

## Recent research

on sector	Date	Headline	Download
	2024/04/26	 Global Equity Ratings	
	2024/04/26	 Aktienempfehlungen Global	
	2024/04/03	 Global Equity Ratings	
	2024/04/03	 Aktienempfehlungen Global	
	2024/03/13	 Global Equity Ratings	

## Details

2018/05/22 17:35:56

Price  
9.16 EUR

Difference  -0.43% (-0.04)

## General attributes

ISIN	EE0000001105
Symbol	TKM1T
Exchange	London Stock Exchange
Currency	EUR
Sector	Commerce
Security type	Stock
Market cap (m)	396 EUR
Benchmark	MSCI WORLD INDEX (STRD, UHD)

## Market data

Bid (Bid size)	- (0)
Ask (Ask size)	- (0)
Open	9.16 EUR
High	9.16 EUR
Low	9.16 EUR
Close (prev. day)	9.20 EUR
VWAP	-
Volume (pcs)	-
Trading volume	-
Number of trades	1
Last size	-

## Performance and Risk

	6m	1y	3y
Perf (%)	-	-	-
Perf (abs.)	-	-	-
Beta	0.04	0.06	0.14
Volatility	-	-	-

5y

Chart  
not available

Information about previous performance does not guarantee future performance.  
Source: FactSet

## Price data

Ø price 5 days   Ø volume 5 days (pcs.)	9.21 EUR (0)
Ø price 30 days   Ø volume 30 days (pcs.)	9.64 EUR (0)
Ø price 100 days   Ø volume 100 days (pcs.)	- EUR (0)
Ø price 250 days   Ø volume 250 days (pcs.)	- EUR (0)
YTD High   date	10.15 EUR (2018/03/15)
YTD Low   date	9.16 EUR (2018/05/22)
52 Weeks High   date	10.15 EUR (2018/03/15)
52 Weeks Low   date	9.16 EUR (2018/05/22)

## All listings for TKM GRUPP AS

Exchange 	Date	Time	Price	Trading volume (mio.)	Number of trades
Stuttgart	2024/04/26	08:11	10.00 EUR	0.00	1
OMX Baltic Market Tallinn	2024/04/26	14:59	9.72 EUR	0.04	200
London Stock Exchange	2018/05/22	17:35	9.16 EUR	0.00	1
Frankfurt	2024/04/26	16:06	9.96 EUR	0.00	1

## Company profile

### Company Logo



### Contact Details

TKM GRUPP AS

--

Kaubamaja 1 - 10143 Tallinn

Telefon: +372-6-667-3300

Fax: +

E-mail: [tkmgroup@kaubamaja.ee](mailto:tkmgroup@kaubamaja.ee)

### Company Profile

-

### Members of Management Board

Raul Puusepp	Member of Executive Committee
--------------	-------------------------------

### Board of directors

Jüri Kõo	Chairman of Supervisory Board
----------	-------------------------------

Enn Kunila	Member of Supervisory Board
------------	-----------------------------

Gunnar Kraft	Member of Supervisory Board
--------------	-----------------------------

Kristo Anton	Member of Supervisory Board
--------------	-----------------------------

Meelis Milder	Member of Supervisory Board
---------------	-----------------------------