

MØNS BANK A/S

ISIN: **DK0060133841** WKN: -

Overview

2018/05/21 17:58:59

5y

Price

125.00 DKK

Difference  -0.79% (-1.00)

General attributes

ISIN	DK0060133841
Symbol	MNBA
Exchange	London Stock Exchange
Currency	DKK
Sector	Financial
Security type	Stock
Market cap (m)	61 EUR
Benchmark	OMX COPENHAGEN 20

Market data

Bid (Bid size)	-
Ask (Ask size)	-
Open	125.00 DKK
High	125.00 DKK
Low	125.00 DKK
Close (prev. day)	126.00 DKK
VWAP	-
Volume (pcs)	-
Trading volume	-
Number of trades	1
Last size	-







Futures and Options

Related Futures	-
Related Options	-

Chart
not available

Information about previous performance does not guarantee future performance.
Source: FactSet

Recent research

on sector			
Date		Headline	Download
2024/09/11		Global Equity Ratings	
2024/09/11		Aktienempfehlungen Global	
2024/09/09		Aktienempfehlungen Österreich	
2024/09/06		Equity Weekly	
2024/09/05		Global Equity Ratings	

Details

2018/05/21 17:58:59

Price
125.00 DKK

Difference  -0.79% (-1.00)

General attributes

ISIN	DK0060133841
Symbol	MNBA
Exchange	London Stock Exchange
Currency	DKK
Sector	Financial
Security type	Stock
Market cap (m)	61 EUR
Benchmark	OMX COPENHAGEN 20

Market data

Bid (Bid size)	-
Ask (Ask size)	-
Open	125.00 DKK
High	125.00 DKK
Low	125.00 DKK
Close (prev. day)	126.00 DKK
VWAP	-
Volume (pcs)	-
Trading volume	-
Number of trades	1
Last size	-

Performance and Risk

	6m	1y	3y
Perf (%)	-	-	-
Perf (abs.)	-	-	-
Beta	-	-	-
Volatility	67.21	67.21	67.21

5y

Chart
not available

Information about previous performance does not guarantee future performance.
Source: FactSet

Price data

Ø price 5 days Ø volume 5 days (pcs.)	125.80 DKK (0)
Ø price 30 days Ø volume 30 days (pcs.)	136.15 DKK (0)
Ø price 100 days Ø volume 100 days (pcs.)	- DKK (0)
Ø price 250 days Ø volume 250 days (pcs.)	- DKK (0)
YTD High date	192.00 DKK (2018/03/27)
YTD Low date	124.00 DKK (2018/05/04)
52 Weeks High date	192.00 DKK (2018/03/27)
52 Weeks Low date	124.00 DKK (2018/05/04)

All listings for MØNS BANK A/S

Exchange 	Date	Time	Price	Trading volume (mio.)	Number of trades
Nasdaq Copenhagen	2024/09/13	17:20	228.00 DKK	0.25	5
London Stock Exchange	2018/05/21	17:58	125.00 DKK	0.00	1

Company profile

Company Logo

Contact Details

MOENS BANK

--

Telefon: -

Fax: -

E-mail: -

Company Profile

-