

MIG HOLDINGS SA

ISIN: **GRS314003013** WKN: -

Overview

2023/06/15 17:42:12

Price

4.3892 EUR

Difference  3,103.80% (4.25)

General attributes

ISIN	GRS314003013
Symbol	MIG
Exchange	London Stock Exchange
Currency	EUR
Sector	Financial
Security type	Stock
Market cap (m)	116 EUR
Benchmark	GREECE

Market data

Bid (Bid size)	-
Ask (Ask size)	-
Open	4.3892 EUR
High	4.3892 EUR
Low	4.3892 EUR
Close (prev. day)	0.137 EUR
VWAP	4.3892 EUR
Volume (pcs)	334
Trading volume	1,465.99
Number of trades	2
Last size	167

Futures and Options

Related Futures	-
Related Options	-











5y



Information about previous performance does not guarantee future performance.

Source: FactSet

Recent research

	on sector	on market	
Date		Headline	Download
2024/07/24		Global Equity Ratings	
2024/07/24		Aktienempfehlungen Global	
2024/07/19		Equity Weekly	
2024/07/15		Aktienempfehlungen Global	
2024/07/12		Global Equity Ratings	

Details

2023/06/15 17:42:12

Price

4.3892 EUR

Difference ▲ 3,103.80% (4.25)

General attributes

ISIN	GRS314003013
Symbol	MIG
Exchange	London Stock Exchange
Currency	EUR
Sector	Financial
Security type	Stock
Market cap (m)	116 EUR
Benchmark	GREECE

Market data

Bid (Bid size)	-
Ask (Ask size)	-
Open	4.3892 EUR
High	4.3892 EUR
Low	4.3892 EUR
Close (prev. day)	0.137 EUR
VWAP	4.3892 EUR
Volume (pcs)	334
Trading volume	1,465.99
Number of trades	2
Last size	167

Performance and Risk

	6m	1y	3y
Perf (%)	-	-	+6.79%
Perf (abs.)	-	-	+0.28
Beta	0.68	0.61	1.50
Volatility	-	-	-

5y



Information about previous performance does not guarantee future performance.
Source: FactSet

Price data

Ø price 5 days Ø volume 5 days (pcs.)	4.0398 EUR (67)
Ø price 30 days Ø volume 30 days (pcs.)	4.5220 EUR (2,136)
Ø price 100 days Ø volume 100 days (pcs.)	- EUR (654)
Ø price 250 days Ø volume 250 days (pcs.)	- EUR (654)
YTD High date	4.3892 EUR (2023/06/15)
YTD Low date	4.3892 EUR (2023/06/15)
52 Weeks High date	4.3892 EUR (2023/06/15)
52 Weeks Low date	4.3892 EUR (2023/06/15)

All listings for MIG HOLDINGS SA

Exchange 📍	Date	Time	Price	Trading volume (mio.)	Number of trades
Stuttgart	2024/07/26	08:17	3.405 EUR	0.00	3
Munich	2024/07/26	08:19	3.62 EUR	0.00	1
London Stock Exchange	2023/06/15	17:42	4.3892 EUR	0.00	2
Frankfurt	2024/07/26	09:28	3.575 EUR	0.00	2
FINRA other OTC	2023/03/	16:41	5.835 USD	0.00	1

Issues	21					
Duesseldorf	2024/07/ 26	08:12	3.555 EUR	0.00		3
Berlin	2024/07/ 26	21:35	3.655 EUR	0.00		10
Athens Stock Exchange	2024/07/ 26	16:14	3.695 EUR	0.01		43

Company profile

Company Logo



Company Profile

-

Contact Details

MIG HOLDINGS

--

Telefon: -

Fax: -

E-mail: -