

PHOTOCURE ASA

ISIN: NO0010000045 WKN: -

Overview

2023/11/29 17:38:05

Price

50.2019 NOK

Difference  0.36% (0.18)

General attributes

ISIN NO0010000045

Symbol PHO

Exchange London Stock Exchange

Currency NOK

Sector Chemical / Pharmaceutical / Health

Security type Stock

Market cap (m) 122 EUR

Benchmark NORWAY OSLO BORS ALL SHARE(TRG)

Market data

Bid (Bid size) -

Ask (Ask size) -

Open 50.2019 NOK

High 50.2019 NOK

Low 50.2019 NOK

Close (prev. day) 50.0197 NOK

VWAP 50.20188 NOK

Volume (pcs) 20,000

Trading volume 1,004,037.60

Number of trades 1

Last size 20,000

Futures and Options

Related Futures -

Related Options -

5y













Information about previous performance does not guarantee future performance.

Source: FactSet

Recent research

on sector

| Date | Headline | Download |
|------------|---|---|
| 2024/07/24 |  Global Equity Ratings |  |
| 2024/07/24 |  Aktienempfehlungen Global |  |
| 2024/07/15 |  Aktienempfehlungen Global |  |
| 2024/07/12 |  Global Equity Ratings |  |
| 2024/07/09 |  Aktienempfehlungen Österreich |  |

Details

2023/11/29 17:38:05

Price

50.2019 NOK

Difference ▲ 0.36% (0.18)

General attributes

| | |
|----------------|------------------------------------|
| ISIN | NO0010000045 |
| Symbol | PHO |
| Exchange | London Stock Exchange |
| Currency | NOK |
| Sector | Chemical / Pharmaceutical / Health |
| Security type | Stock |
| Market cap (m) | 122 EUR |
| Benchmark | NORWAY OSLO BORS ALL SHARE(TRG) |

Market data

| | |
|-------------------|--------------|
| Bid (Bid size) | - |
| Ask (Ask size) | - |
| Open | 50.2019 NOK |
| High | 50.2019 NOK |
| Low | 50.2019 NOK |
| Close (prev. day) | 50.0197 NOK |
| VWAP | 50.20188 NOK |
| Volume (pcs) | 20,000 |
| Trading volume | 1,004,037.60 |
| Number of trades | 1 |
| Last size | 20,000 |

Performance and Risk

| | 6m | 1y | 3y |
|-------------|------|-------|-------|
| Perf (%) | - | - | - |
| Perf (abs.) | - | - | - |
| Beta | 0.56 | 0.79 | 0.59 |
| Volatility | - | 21.97 | 14.72 |

5y



Information about previous performance does not guarantee future performance.
Source: FactSet

Price data

| | |
|---|--------------------------|
| Ø price 5 days Ø volume 5 days (pcs.) | - NOK (-) |
| Ø price 30 days Ø volume 30 days (pcs.) | - NOK (-) |
| Ø price 100 days Ø volume 100 days (pcs.) | - NOK (25) |
| Ø price 250 days Ø volume 250 days (pcs.) | 50.7673 NOK (423) |
| YTD High date | - NOK (-) |
| YTD Low date | - NOK (-) |
| 52 Weeks High date | 53.5410 NOK (2023/11/20) |
| 52 Weeks Low date | 49.8419 NOK (2023/11/23) |

Arbitrage views

| Exchange ⊕ | Date | Time | Price | Trading volume (mio.) | Number of trades |
|-------------------------|------------|-------|-------------|-----------------------|------------------|
| Tradegate | 2024/07/26 | 22:02 | 4.535 EUR | 0.00 | 1 |
| Stuttgart | 2024/07/26 | 15:08 | 4.495 EUR | 0.00 | 10 |
| London Stock Exchange | 2023/11/29 | 17:38 | 50.2019 NOK | 1.00 | 1 |
| Frankfurt | 2024/07/26 | 08:03 | 4.47 EUR | 0.00 | 2 |
| First North | 2024/07/26 | 18:00 | 55.80 NOK | 0.03 | 2 |

| | | | | | | |
|------------------------|------------|-------|----------|------|----|--|
| Stockholm | 16 | | | | | |
| FINRA other OTC Issues | 2024/06/26 | 18:24 | 5.12 USD | 0.00 | 1 | |
| Duesseldorf | 2024/07/26 | 08:12 | 4.56 EUR | 0.00 | 3 | |
| Berlin | 2024/07/26 | 21:43 | 4.53 EUR | 0.00 | 17 | |

Company profile

Company Logo



Company Profile

-

Contact Details

PHOTOCURE

--

Telefon: -

Fax: -

E-mail: -