

## PHOTOCURE ASA

ISIN: **NO0010000045** WKN: -

## Overview

2023/11/29 17:38:05

Price

50.2019 NOK

Difference  0.36% (0.18)

## General attributes

ISIN NO0010000045

Symbol PHO

Exchange London Stock Exchange

Currency NOK

Sector Chemical / Pharmaceutical / Health

Security type Stock

Market cap (m) 124 EUR

Benchmark NORWAY OSLO BORS ALL SHARE(TRG)

## Market data

Bid (Bid size) -

Ask (Ask size) -

Open 50.2019 NOK

High 50.2019 NOK

Low 50.2019 NOK

Close (prev. day) 50.0197 NOK

VWAP 50.20188 NOK

Volume (pcs) 20,000

Trading volume 1,004,037.60

Number of trades 1

Last size 20,000

## Futures and Options

Related Futures -

Related Options -

5y











Information about previous performance does not guarantee future performance.

Source: FactSet

## Recent research

on sector

Date	Headline	Download
2024/07/15	 Aktienempfehlungen Global	
2024/07/12	 Global Equity Ratings	
2024/07/09	 Aktienempfehlungen Österreich	
2024/06/24	 Aktienempfehlungen Österreich	
2024/06/21	 Global Equity Ratings	

## Details

2023/11/29 17:38:05

## Price

50.2019 NOK

Difference ▲ 0.36% (0.18)

## General attributes

ISIN	NO0010000045
Symbol	PHO
Exchange	London Stock Exchange
Currency	NOK
Sector	Chemical / Pharmaceutical / Health
Security type	Stock
Market cap (m)	124 EUR
Benchmark	NORWAY OSLO BORS ALL SHARE(TRG)

## Market data

Bid (Bid size)	-
Ask (Ask size)	-
Open	50.2019 NOK
High	50.2019 NOK
Low	50.2019 NOK
Close (prev. day)	50.0197 NOK
VWAP	50.20188 NOK
Volume (pcs)	20,000
Trading volume	1,004,037.60
Number of trades	1
Last size	20,000

## Performance and Risk

	6m	1y	3y
Perf (%)	-	-	-
Perf (abs.)	-	-	-
Beta	0.58	0.78	0.60
Volatility	-	21.97	14.72

5y



Information about previous performance does not guarantee future performance.  
Source: FactSet

## Price data

Ø price 5 days   Ø volume 5 days (pcs.)	- NOK (-)
Ø price 30 days   Ø volume 30 days (pcs.)	- NOK (-)
Ø price 100 days   Ø volume 100 days (pcs.)	- NOK (25)
Ø price 250 days   Ø volume 250 days (pcs.)	50.7673 NOK (423)
YTD High   date	- NOK (-)
YTD Low   date	- NOK (-)
52 Weeks High   date	53.5410 NOK (2023/11/20)
52 Weeks Low   date	49.8419 NOK (2023/11/23)

## Arbitrage views

Exchange <span>⊕</span>	Date	Time	Price	Trading volume (mio.)	Number of trades
Tradegate	2024/07/17	22:02	4.535 EUR	0.00	1
Stuttgart	2024/07/18	16:15	4.71 EUR	0.00	8
London Stock Exchange	2023/11/29	17:38	50.2019 NOK	1.00	1
Frankfurt	2024/07/18	16:25	4.835 EUR	0.00	2
First North	2024/07/18	18:00	55.80 NOK	0.03	2

Stockholm	16					
FINRA other OTC Issues	2024/06/26	18:24	5.12 USD	0.00	1	
Duesseldorf	2024/07/18	08:12	4.53 EUR	0.00	1	
Berlin	2024/07/18	20:20	4.73 EUR	0.00	16	

## Company profile

### Company Logo



### Company Profile

-

### Contact Details

PHOTOCURE

--

----

Telefon: -

Fax: -

E-mail: -