

PHOTOCURE ASA

ISIN: NO0010000045 WKN: -

Overview

2023/11/29 17:38:05

Price

50.2019 NOK

Difference  0.36% (0.18)

General attributes

ISIN NO0010000045

Symbol PHO

Exchange London Stock Exchange

Currency NOK

Sector Chemical / Pharmaceutical / Health

Security type Stock

Market cap (m) 128 EUR

Benchmark NORWAY OSLO BORS ALL SHARE(TRG)

Market data

Bid (Bid size) -

Ask (Ask size) -

Open 50.2019 NOK

High 50.2019 NOK

Low 50.2019 NOK

Close (prev. day) 50.0197 NOK

VWAP 50.20188 NOK

Volume (pcs) 20,000

Trading volume 1,004,037.60

Number of trades 1

Last size 20,000

Futures and Options

Related Futures -

Related Options -




5y



Information about previous performance does not guarantee future performance.

Source: FactSet

Recent research

on sector			
Date		Headline	Download
2024/04/26		Global Equity Ratings	
2024/04/26		Aktienempfehlungen Global	
2024/04/15		Aktienempfehlungen Österreich	
2024/04/03		Global Equity Ratings	
2024/04/03		Aktienempfehlungen Global	

Details

2023/11/29 17:38:05

Price

50.2019 NOK

Difference ▲ 0.36% (0.18)

General attributes

ISIN NO0010000045

Symbol PHO

Exchange London Stock Exchange

Currency NOK

Sector Chemical / Pharmaceutical / Health

Security type Stock

Market cap (m) 128 EUR

Benchmark NORWAY OSLO BORS ALL SHARE(TRG)

Market data

Bid (Bid size) -

Ask (Ask size) -

Open 50.2019 NOK

High 50.2019 NOK

Low 50.2019 NOK

Close (prev. day) 50.0197 NOK

VWAP 50.20188 NOK

Volume (pcs) 20,000

Trading volume 1,004,037.60

Number of trades 1

Last size 20,000

Performance and Risk

	6m	1y	3y
Perf (%)	-	-	-
Perf (abs.)	-	-	-
Beta	0.58	0.81	0.61
Volatility	22.71	21.29	14.51

5y



Information about previous performance does not guarantee future performance.
Source: FactSet

Price data

Ø price 5 days | Ø volume 5 days (pcs.) - NOK (-)

Ø price 30 days | Ø volume 30 days (pcs.) - NOK (445)

Ø price 100 days | Ø volume 100 days (pcs.) 50.7673 NOK (1,053)

Ø price 250 days | Ø volume 250 days (pcs.) 50.7673 NOK (424)

YTD High | date - NOK (-)

YTD Low | date - NOK (-)

52 Weeks High | date 53.5410 NOK (2023/11/20)

52 Weeks Low | date 49.8419 NOK (2023/11/23)

Arbitrage views

Exchange 📍	Date	Time	Price	Trading volume (mio.)	Number of trades
Tradegate	2024/04/26	22:02	4.695 EUR	0.00	1
Stuttgart	2024/04/26	15:46	4.65 EUR	0.00	14
London Stock Exchange	2023/11/29	17:38	50.2019 NOK	1.00	1
Frankfurt	2024/04/26	08:08	4.57 EUR	0.00	2
First North	2024/03/	12:11	57.80 NOK	0.01	3

Stockholm	22					
FINRA other OTC Issues	2024/03/06	16:42	5.95 USD	0.00		1
Duesseldorf	2024/04/26	08:12	4.565 EUR	0.00		3
Berlin	2024/04/26	21:43	4.695 EUR	0.00		17

Company profile

Company Logo



Company Profile

-

Contact Details

PHOTOCURE

--

Telefon: -

Fax: -

E-mail: -