

ORAPI S.A.

ISIN: **FR0000075392**WKN: **7539**

Overview

2018/05/22 17:35:53

5y

Price

9.50 EUR

Difference  -1.04% (-0.10)

General attributes

ISIN FR0000075392

Symbol ORAP

Exchange London Stock Exchange

Currency EUR

Sector Chemical / Pharmaceutical / Health

Security type Stock

Market cap (m) 42 EUR

Benchmark CAC 40 INDEX

Market data

Bid (Bid size) 6.64 EUR (2)

Ask (Ask size) - EUR

Open 9.50 EUR

High 9.50 EUR

Low 9.50 EUR

Close (prev. day) 9.60 EUR

VWAP -

Volume (pcs) -

Trading volume -

Number of trades 1

Last size -

Futures and Options

Related Futures -





Related Options -

Chart
not available

Information about previous performance does not guarantee future performance.

Source: FactSet

Recent research

on sector		on market		
Date		Headline		Download
2024/05/13		Aktienempfehlungen Österreich		
2024/05/10		Equity Weekly		
2024/04/29		Aktienempfehlungen Österreich		
2024/04/26		Global Equity Ratings		
2024/04/26		Aktienempfehlungen Global		

Details

2018/05/22 17:35:53

Price
9.50 EUR

Difference  -1.04% (-0.10)

General attributes

ISIN	FR0000075392
Symbol	ORAP
Exchange	London Stock Exchange
Currency	EUR
Sector	Chemical / Pharmaceutical / Health
Security type	Stock
Market cap (m)	42 EUR
Benchmark	CAC 40 INDEX

Market data

Bid (Bid size)	6.64 EUR (2)
Ask (Ask size)	- EUR
Open	9.50 EUR
High	9.50 EUR
Low	9.50 EUR
Close (prev. day)	9.60 EUR
VWAP	-
Volume (pcs)	-
Trading volume	-
Number of trades	1
Last size	-

Performance and Risk

	6m	1y	3y
Perf (%)	-	-	-
Perf (abs.)	-	-	-
Beta	-0.11	-0.24	0.25
Volatility	-	-	-

5y

Chart
not available

Information about previous performance does not guarantee future performance.
Source: FactSet

Price data

Ø price 5 days Ø volume 5 days (pcs.)	9.49 EUR (0)
Ø price 30 days Ø volume 30 days (pcs.)	9.63 EUR (0)
Ø price 100 days Ø volume 100 days (pcs.)	10.33 EUR (0)
Ø price 250 days Ø volume 250 days (pcs.)	- EUR (-)
YTD High date	11.70 EUR (2018/01/16)
YTD Low date	9.20 EUR (2018/04/05)
52 Weeks High date	- EUR (-)
52 Weeks Low date	- EUR (-)

Arbitrage views

Exchange 	Date	Time	Price	Trading volume (mio.)	Number of trades
Stuttgart	2024/05/15	16:15	6.14 EUR	0.00	9
London Stock Exchange	2018/05/22	17:35	9.50 EUR	0.00	1
Frankfurt	2024/05/15	08:11	6.16 EUR	0.00	1
Euronext Paris	2024/05/15	15:47	6.22 EUR	0.00	2

Company profile

Company Logo



Company Profile

-

Contact Details

ORAPI

--

Telefon: -

Fax: -

E-mail: -