

## BRØNDBYERNES IF FODBOLD A/S

ISIN: **DK0010247956** WKN: -

## Overview

2020/10/12 15:09:54

Price

0.4188 DKK

Difference  -63.21% (-0.72)

## General attributes

ISIN DK0010247956

Symbol BIF

Exchange London Stock Exchange

Currency DKK

Sector Media / Entertainment /  
Recreation

Security type Stock

Market cap (m) 55 EUR

Benchmark OMX COPENHAGEN 20

## Market data

Bid (Bid size) -

Ask (Ask size) -

Open 0.4188 DKK

High 0.4188 DKK

Low 0.4188 DKK

Close (prev. day) 1.1383 DKK

VWAP 0.41877 DKK

Volume (pcs) 29,411

Trading volume 12,316.44

Number of trades 1

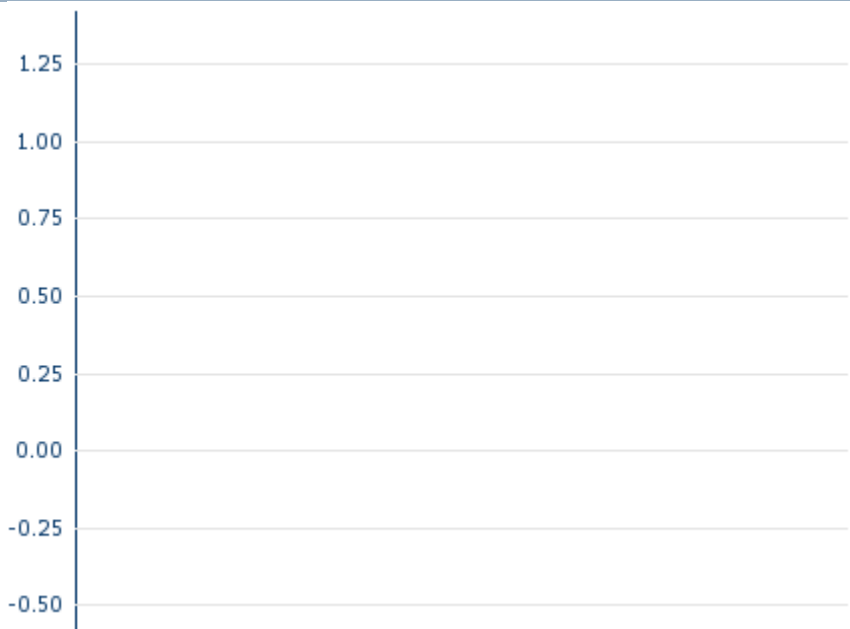
Last size 29,411

## Futures and Options

Related Futures -

Related Options -



5y



Information about previous performance does not guarantee future performance.

Source: FactSet

## Recent research

on sector			
Date		Headline	Download
2024/04/26		Global Equity Ratings	
2024/04/26		Aktienempfehlungen Global	
2024/04/15		Aktienempfehlungen Österreich	
2024/04/03		Global Equity Ratings	
2024/04/03		Aktienempfehlungen Global	

## Details

2020/10/12 15:09:54

## Price

0.4188 DKK

Difference  -63.21% (-0.72)

## General attributes

ISIN	DK0010247956
Symbol	BIF
Exchange	London Stock Exchange
Currency	DKK
Sector	Media / Entertainment / Recreation
Security type	Stock
Market cap (m)	55 EUR
Benchmark	OMX COPENHAGEN 20


## Market data

Bid (Bid size)	-
Ask (Ask size)	-
Open	0.4188 DKK
High	0.4188 DKK
Low	0.4188 DKK
Close (prev. day)	1.1383 DKK
VWAP	0.41877 DKK
Volume (pcs)	29,411
Trading volume	12,316.44
Number of trades	1
Last size	29,411

## Performance and Risk

	6m	1y	3y
Perf (%)	-	-	-
Perf (abs.)	-	-	-
Beta	0.00	0.07	0.22
Volatility	-	-	-

5y



Information about previous performance does not guarantee future performance.  
Source: FactSet

## Price data

Ø price 5 days   Ø volume 5 days (pcs.)	- DKK (-)
Ø price 30 days   Ø volume 30 days (pcs.)	- DKK (-)
Ø price 100 days   Ø volume 100 days (pcs.)	- DKK (-)
Ø price 250 days   Ø volume 250 days (pcs.)	- DKK (-)
YTD High   date	- DKK (-)
YTD Low   date	- DKK (-)
52 Weeks High   date	- DKK (-)
52 Weeks Low   date	- DKK (-)

## Arbitrage views

Exchange 	Date	Time	Price	Trading volume (mio.)	Number of trades
Stuttgart	2024/04/26	08:01	0.105 EUR	0.00	2
Nasdaq Copenhagen	2024/04/26	16:59	0.72 DKK	0.30	63
London Stock Exchange	2020/10/12	15:09	0.4188 DKK	0.01	1
Frankfurt	2024/04/26	09:15	0.0924 EUR	0.00	1

## Company profile

### Company Logo

#### Contact Details

BROENDBYERNES

--

Brøndby Stadion 30 2605 Brøndby

Telefon: +45 4363 0810

Fax: +45 4343 2627

E-mail: [info@brondby.com](mailto:info@brondby.com)

### Company Profile

-