

CAFOM S.A.

ISIN: **FR0010151589**

WKN: -

Overview

2018/05/22 17:35:50

Price
9.20 EURDifference  -0.54% (-0.05)

General attributes

ISIN	FR0010151589
Symbol	CAFO
Exchange	London Stock Exchange
Currency	EUR
Sector	Commerce
Security type	Stock
Market cap (m)	76 EUR
Benchmark	CAC 40 INDEX

Market data

Bid (Bid size)	-
Ask (Ask size)	-
Open	9.20 EUR
High	9.20 EUR
Low	9.20 EUR
Close (prev. day)	9.25 EUR
VWAP	9.15 EUR
Volume (pcs)	-
Trading volume	-
Number of trades	1
Last size	-

Futures and Options








Related Futures	-
Related Options	-

5y

Chart
not available

Information about previous performance does not guarantee future performance.
Source: FactSet

Recent research

	on sector	on market	
Date		Headline	Download
2024/09/11		Global Equity Ratings	
2024/09/11		Aktienempfehlungen Global	
2024/09/05		Global Equity Ratings	
2024/09/05		Aktienempfehlungen Global	
2024/08/12		Global Equity Ratings	

Details

2018/05/22 17:35:50

Price
9.20 EURDifference  -0.54% (-0.05)

General attributes

ISIN	FR0010151589
Symbol	CAFO
Exchange	London Stock Exchange
Currency	EUR
Sector	Commerce
Security type	Stock
Market cap (m)	76 EUR
Benchmark	CAC 40 INDEX

Market data

Bid (Bid size)	-
Ask (Ask size)	-
Open	9.20 EUR
High	9.20 EUR
Low	9.20 EUR
Close (prev. day)	9.25 EUR
VWAP	9.15 EUR
Volume (pcs)	-
Trading volume	-
Number of trades	1
Last size	-

Performance and Risk

	6m	1y	3y
Perf (%)	-	-	-
Perf (abs.)	-	-	-
Beta	-	-	-
Volatility	-	-	-

5y


Chart
not available

Information about previous performance does not guarantee future performance.
Source: FactSet

Price data

Ø price 5 days Ø volume 5 days (pcs.)	9.30 EUR (0)
Ø price 30 days Ø volume 30 days (pcs.)	9.89 EUR (0)
Ø price 100 days Ø volume 100 days (pcs.)	- EUR (0)
Ø price 250 days Ø volume 250 days (pcs.)	- EUR (0)
YTD High date	11.30 EUR (2018/03/14)
YTD Low date	6.85 EUR (2018/01/03)
52 Weeks High date	11.30 EUR (2018/03/14)
52 Weeks Low date	6.79 EUR (2017/12/29)

All listings for CAFOM S.A.

Exchange 	Date	Time	Price	Trading volume (mio.)	Number of trades
Stuttgart	2024/09/13	16:37	7.84 EUR	0.00	12
London Stock Exchange	2018/05/22	17:35	9.20 EUR	0.00	1
Frankfurt	2024/09/13	08:12	7.82 EUR	0.00	2
Euronext Paris	2024/09/13	17:22	8.08 EUR	0.00	9
Duesseldorf	2024/09/13	08:12	7.80 EUR	0.00	3

Company profile

Company Logo

Contact Details

CAFOM

--

Telefon: -

Fax: -

E-mail: -

Company Profile

-