

## CAFOM S.A.

ISIN: **FR0010151589**

WKN: -

## Overview

2018/05/22 17:35:50

Price  
9.20 EURDifference  -0.54% (-0.05)

## General attributes

ISIN	FR0010151589
Symbol	CAFO
Exchange	London Stock Exchange
Currency	EUR
Sector	Commerce
Security type	Stock
Market cap (m)	82 EUR
Benchmark	CAC 40 INDEX

## Market data

Bid (Bid size)	-
Ask (Ask size)	-
Open	9.20 EUR
High	9.20 EUR
Low	9.20 EUR
Close (prev. day)	9.25 EUR
VWAP	9.15 EUR
Volume (pcs)	-
Trading volume	-
Number of trades	1
Last size	-

## Futures and Options










Related Futures	-
Related Options	-

5y

Chart  
not available

Information about previous performance does not guarantee future performance.  
Source: FactSet

## Recent research

	on sector	on market	
Date		Headline	Download
2024/08/12		Global Equity Ratings	
2024/08/12		Aktienempfehlungen Global	
2024/07/24		Global Equity Ratings	
2024/07/24		Aktienempfehlungen Global	
2024/07/15		Aktienempfehlungen Global	

## Details

2018/05/22 17:35:50

Price  
9.20 EURDifference  -0.54% (-0.05)

## General attributes

ISIN	FR0010151589
Symbol	CAFO
Exchange	London Stock Exchange
Currency	EUR
Sector	Commerce
Security type	Stock
Market cap (m)	82 EUR
Benchmark	CAC 40 INDEX

## Market data

Bid (Bid size)	-
Ask (Ask size)	-
Open	9.20 EUR
High	9.20 EUR
Low	9.20 EUR
Close (prev. day)	9.25 EUR
VWAP	9.15 EUR
Volume (pcs)	-
Trading volume	-
Number of trades	1
Last size	-

## Performance and Risk

	6m	1y	3y
Perf (%)	-	-	-
Perf (abs.)	-	-	-
Beta	-0.01	-0.03	0.30
Volatility	-	-	-

5y

Chart  
not available

Information about previous performance does not guarantee future performance.  
Source: FactSet

## Price data

Ø price 5 days   Ø volume 5 days (pcs.)	9.30 EUR (0)
Ø price 30 days   Ø volume 30 days (pcs.)	9.89 EUR (0)
Ø price 100 days   Ø volume 100 days (pcs.)	- EUR (0)
Ø price 250 days   Ø volume 250 days (pcs.)	- EUR (0)
YTD High   date	11.30 EUR (2018/03/14)
YTD Low   date	6.85 EUR (2018/01/03)
52 Weeks High   date	11.30 EUR (2018/03/14)
52 Weeks Low   date	6.79 EUR (2017/12/29)

## All listings for CAFOM S.A.

Exchange 	Date	Time	Price	Trading volume (mio.)	Number of trades
Stuttgart	2024/08/13	16:05	8.50 EUR	0.00	8
London Stock Exchange	2018/05/22	17:35	9.20 EUR	0.00	1
Frankfurt	2024/08/13	08:01	8.50 EUR	0.00	2
Euronext Paris	2024/08/13	09:41	8.72 EUR	0.00	1
Duesseldorf	2024/08/13	08:12	8.48 EUR	0.00	2



## Company profile

### Company Logo

#### Contact Details

CAFOM

--

----

Telefon: -

Fax: -

E-mail: -

### Company Profile

-