

SILVANO FASHION GROUP AS

ISIN: **EE3100001751** WKN: -

Overview

2018/05/22 17:35:44

5y

Price

2.83 EUR

Difference  -0.35% (-0.01)

General attributes

ISIN	EE3100001751
Symbol	SFG1T
Exchange	London Stock Exchange
Currency	EUR
Sector	Consumer Products
Security type	Stock
Market cap (m)	38 EUR
Benchmark	MSCI WORLD INDEX (STRD, UHD)

Market data

Bid (Bid size)	3.10 EUR (1,500)
Ask (Ask size)	- EUR
Open	2.83 EUR
High	2.83 EUR
Low	2.83 EUR
Close (prev. day)	2.84 EUR
VWAP	-
Volume (pcs)	-
Trading volume	-
Number of trades	1
Last size	-










Futures and Options

Related Futures	-
Related Options	-

Chart
not available

Information about previous performance does not guarantee future performance.
Source: FactSet

Recent research

on sector	Date	Headline	Download
	2024/07/26	 Equity Weekly	
	2024/07/24	 Global Equity Ratings	
	2024/07/24	 Aktienempfehlungen Global	
	2024/07/15	 Aktienempfehlungen Global	
	2024/07/12	 Equity Weekly	

Details

2018/05/22 17:35:44

Price
2.83 EUR

Difference  -0.35% (-0.01)

General attributes

ISIN	EE3100001751
Symbol	SFG1T
Exchange	London Stock Exchange
Currency	EUR
Sector	Consumer Products
Security type	Stock
Market cap (m)	38 EUR
Benchmark	MSCI WORLD INDEX (STRD, UHD)

Market data

Bid (Bid size)	3.10 EUR (1,500)
Ask (Ask size)	- EUR
Open	2.83 EUR
High	2.83 EUR
Low	2.83 EUR
Close (prev. day)	2.84 EUR
VWAP	-
Volume (pcs)	-
Trading volume	-
Number of trades	1
Last size	-

Performance and Risk

	6m	1y	3y
Perf (%)	-	-	-
Perf (abs.)	-	-	-
Beta	-0.06	0.01	0.42
Volatility	23.51	23.51	23.51

5y

Chart
not available

Information about previous performance does not guarantee future performance.
Source: FactSet

Price data

Ø price 5 days Ø volume 5 days (pcs.)	2.85 EUR (0)
Ø price 30 days Ø volume 30 days (pcs.)	2.75 EUR (0)
Ø price 100 days Ø volume 100 days (pcs.)	- EUR (0)
Ø price 250 days Ø volume 250 days (pcs.)	- EUR (0)
YTD High date	3.01 EUR (2018/01/23)
YTD Low date	2.66 EUR (2018/04/18)
52 Weeks High date	3.01 EUR (2018/01/23)
52 Weeks Low date	2.65 EUR (2017/12/21)

All listings for SILVANO FASHION GROUP AS

Exchange 	Date	Time	Price	Trading volume (mio.)	Number of trades
Stuttgart	2022/12/20	10:30	0.9892 EUR	0.00	5
OMX Baltic Market Tallinn	2024/07/26	15:30	1.055 EUR	0.01	14
London Stock Exchange	2018/05/22	17:35	2.83 EUR	0.00	1

Company profile

Company Logo

Contact Details

SILVANO FASHION GROUP AS

--

Tulika 15/17 - 10613 Tallinn

Telefon: +372-6-845-000

Fax: +372-6-845-300

E-mail: info@silvanofashion.com

Company Profile

-

Members of Management Board

Jarek Säreava	Member of Executive Committee
---------------	-------------------------------

Board of directors

Toomas Tool	Chairman of Supervisory Board
-------------	-------------------------------

Mari Tool	Member of Supervisory Board
-----------	-----------------------------

Risto Mägi	Member of Supervisory Board
------------	-----------------------------

Stephan-David Balkin	Member of Supervisory Board
----------------------	-----------------------------

Triin Nellis	Member of Supervisory Board
--------------	-----------------------------