


VBG GROUP AB SER. B

ISIN: **SE0000115107** WKN: **4924258**

Overview

2024/03/15 17:41:48

Price
299.00 SEK

Difference  100.94% (150.20)

General attributes

ISIN SE0000115107

Symbol VBG B

Exchange London Stock Exchange

Currency SEK

Sector Other

Security type Stock

Market cap 820 EUR (m)

Benchmark OMX STOCKHOLM 30 INDEX

Market data

Bid (Bid size) -

Ask (Ask size) -

Open 299.00 SEK

High 299.00 SEK

Low 299.00 SEK

Close (prev. day) 148.80 SEK

VWAP 299.00 SEK

Volume (pcs) 285

Trading volume 85,215.00

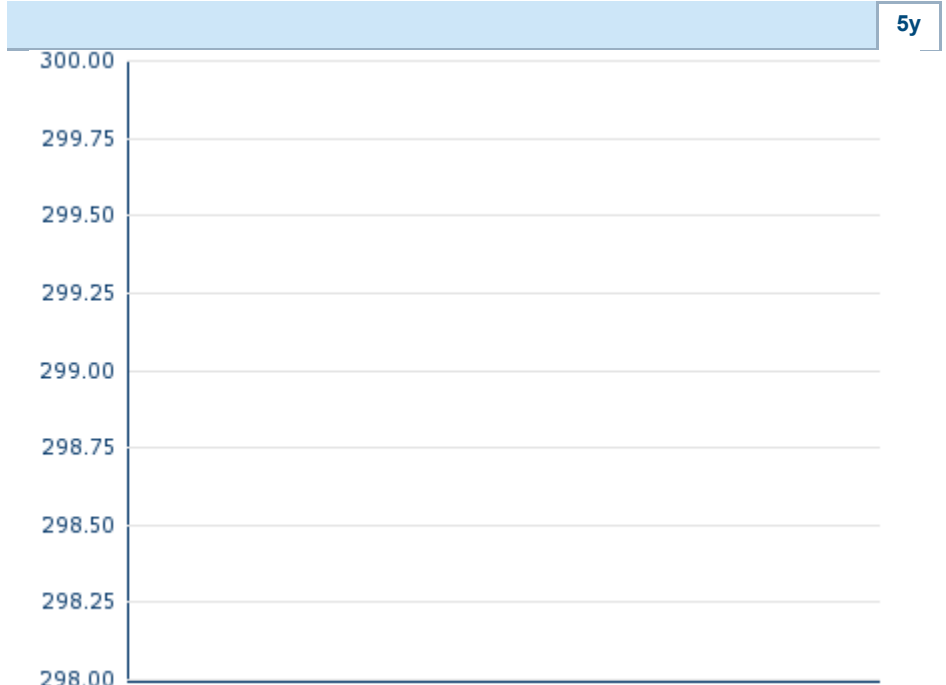
Number of trades 1

Last size 285

Futures and Options

Related Futures -

Related Options -



Information about previous performance does not guarantee future performance.
Source: FactSet

Recent research

on sector			
Date		Headline	Download
2024/09/13		Equity Weekly	
2024/09/11		Global Equity Ratings	
2024/09/11		Aktienempfehlungen Global	
2024/09/09		Aktienempfehlungen Österreich	
2024/09/06		Equity Weekly	

Details

2024/03/15 17:41:48

Price
299.00 SEK

Difference ▲ 100.94% (150.20)

General attributes

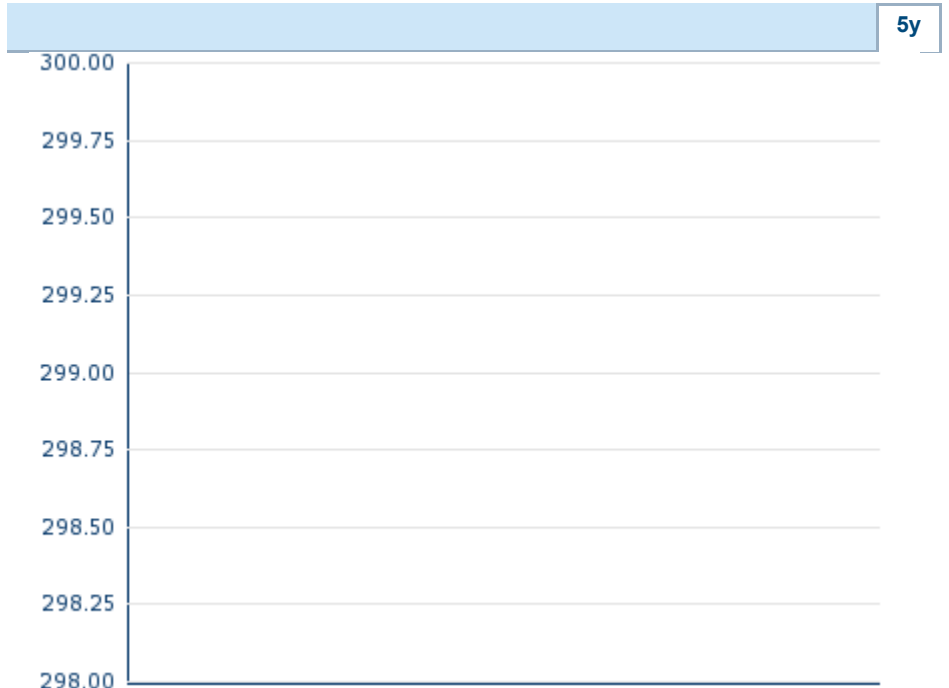
ISIN	SE0000115107
Symbol	VBG B
Exchange	London Stock Exchange
Currency	SEK
Sector	Other
Security type	Stock
Market cap (m)	820 EUR
Benchmark	OMX STOCKHOLM 30 INDEX

Market data

Bid (Bid size)	-
Ask (Ask size)	-
Open	299.00 SEK
High	299.00 SEK
Low	299.00 SEK
Close (prev. day)	148.80 SEK
VWAP	299.00 SEK
Volume (pcs)	285
Trading volume	85,215.00
Number of trades	1
Last size	285

Performance and Risk

	6m	1y	3y
Perf (%)	-	-	-
Perf (abs.)	-	-	-
Beta	-	-	-
Volatility	-	-	-



5y

Information about previous performance does not guarantee future performance.
Source: FactSet

Price data

Ø price 5 days Ø volume 5 days (pcs.)	- SEK (-)
Ø price 30 days Ø volume 30 days (pcs.)	- SEK (-)
Ø price 100 days Ø volume 100 days (pcs.)	- SEK (-)
Ø price 250 days Ø volume 250 days (pcs.)	- SEK (-)
YTD High date	- SEK (-)
YTD Low date	- SEK (-)
52 Weeks High date	- SEK (-)
52 Weeks Low date	- SEK (-)

All listings for VBG GROUP AB SER. B

Exchange	Date	Time	Price	Trading volume (mio.)	Number of trades
Nasdaq Stockholm	2024/09/13	18:00	393.00 SEK	6.84	414
Munich	2024/09/13	08:09	34.40 EUR	0.00	2
London Stock Exchange	2024/03/15	17:41	299.00 SEK	0.09	1
Frankfurt	2024/09/13	08:51	33.90 EUR	0.00	2
Duesseldorf	2024/09/13	19:32	33.85 EUR	0.00	7

Company profile

Company Logo

Contact Details

VBG B

--

Telefon: -

Fax: -

E-mail: -

Company Profile

-