


# MODERN TIMES GROUP MTG AB SER. A

ISIN: **SE0018012486** WKN: **5328105**

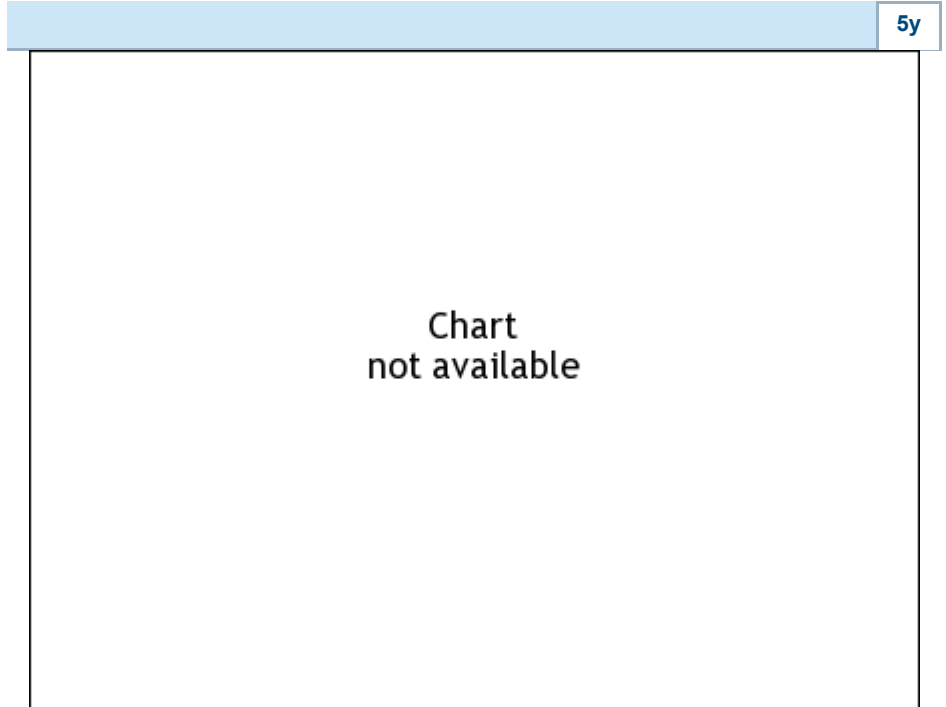
## Overview

2018/05/22 17:35:45	
<b>Price</b>	383.00 SEK
<b>Difference</b>	 -0.78% (-3.00)

<b>General attributes</b>	
ISIN	SE0018012486
Symbol	MTG A
Exchange	London Stock Exchange
Currency	SEK
Sector	Media / Entertainment / Recreation
Security type	Stock
Market cap (m)	4 EUR
Benchmark	OMX STOCKHOLM 30 INDEX




<b>Market data</b>	
Bid (Bid size)	-
Ask (Ask size)	-
Open	383.00 SEK
High	383.00 SEK
Low	383.00 SEK
Close (prev. day)	386.00 SEK
VWAP	-
Volume (pcs)	-
Trading volume	-
Number of trades	1
Last size	-

<b>Futures and Options</b>	
Related Futures	-
Related Options	-



Information about previous performance does not guarantee future performance.  
**Source:** FactSet

### Recent research

on sector			
Date		Headline	Download
2024/04/29		Aktienempfehlungen Österreich	
2024/04/26		Global Equity Ratings	
2024/04/26		Aktienempfehlungen Global	
2024/04/15		Aktienempfehlungen Österreich	
2024/04/03		Global Equity Ratings	

# Details

2018/05/22 17:35:45

**Price**  
383.00 SEK

**Difference**  -0.78% (-3.00)

## General attributes

ISIN	SE0018012486
Symbol	MTG A
Exchange	London Stock Exchange
Currency	SEK
Sector	Media / Entertainment / Recreation
Security type	Stock
Market cap (m)	4 EUR
Benchmark	OMX STOCKHOLM 30 INDEX


## Market data

Bid (Bid size)	-
Ask (Ask size)	-
Open	383.00 SEK
High	383.00 SEK
Low	383.00 SEK
Close (prev. day)	386.00 SEK
VWAP	-
Volume (pcs)	-
Trading volume	-
Number of trades	1
Last size	-

## Performance and Risk

	6m	1y	3y
Perf (%)	-	-	-
Perf (abs.)	-	-	-
Beta	0.69	0.35	0.48
Volatility	-	-	-

5y



Information about previous performance does not guarantee future performance.  
Source: FactSet

## Price data

Ø price 5 days   Ø volume 5 days (pcs.)	386.20 SEK (0)
Ø price 30 days   Ø volume 30 days (pcs.)	356.40 SEK (0)
Ø price 100 days   Ø volume 100 days (pcs.)	- SEK (0)
Ø price 250 days   Ø volume 250 days (pcs.)	- SEK (0)
YTD High   date	518.00 SEK (2018/01/16)
YTD Low   date	330.00 SEK (2018/04/19)
52 Weeks High   date	518.00 SEK (2018/01/16)
52 Weeks Low   date	330.00 SEK (2018/04/19)

## Arbitrage views

Exchange 	Date	Time	Price	Trading volume (mio.)	Number of trades
Nasdaq Stockholm	2024/05/06	17:29	93.50 SEK	0.20	35
London Stock Exchange	2018/05/22	17:35	383.00 SEK	0.00	1

## Company profile

### Company Logo

#### Contact Details

MODERN TIMES GROUP MTG A

--

----

Telefon: -

Fax: -

E-mail: -

### Company Profile

-