

# VESTJYSK BANK A/S

ISIN: **DK0010304500** WKN: -

## Overview

2018/05/21 17:58:48

**Price**  
2.51 DKK

**Difference**  -0.40% (-0.01)

### General attributes

ISIN	DK0010304500
Symbol	VJBA
Exchange	London Stock Exchange
Currency	DKK
Sector	Financial
Security type	Stock
Market cap (m)	757 EUR
Benchmark	OMX COPENHAGEN 20


### Market data

Bid (Bid size)	-
Ask (Ask size)	-
Open	2.51 DKK
High	2.51 DKK
Low	2.51 DKK
Close (prev. day)	2.52 DKK
VWAP	2.92 DKK
Volume (pcs)	-
Trading volume	-
Number of trades	1
Last size	-

### Futures and Options










Related Futures	-
Related Options	-

5y



Information about previous performance does not guarantee future performance.  
**Source:** FactSet

### Recent research

on sector			
Date		Headline	Download
2024/05/03		Equity Weekly	
2024/04/29		Aktienempfehlungen Österreich	
2024/04/26		Global Equity Ratings	
2024/04/26		Aktienempfehlungen Global	
2024/04/19		Equity Weekly	

## Details

2018/05/21 17:58:48

Price  
2.51 DKKDifference  -0.40% (-0.01)

## General attributes

ISIN	DK0010304500
Symbol	VJBA
Exchange	London Stock Exchange
Currency	DKK
Sector	Financial
Security type	Stock
Market cap (m)	757 EUR
Benchmark	OMX COPENHAGEN 20

## Market data

Bid (Bid size)	-
Ask (Ask size)	-
Open	2.51 DKK
High	2.51 DKK
Low	2.51 DKK
Close (prev. day)	2.52 DKK
VWAP	2.92 DKK
Volume (pcs)	-
Trading volume	-
Number of trades	1
Last size	-

## Performance and Risk

	6m	1y	3y
Perf (%)	-	-	-
Perf (abs.)	-	-	-
Beta	0.18	0.13	0.25
Volatility	-	15.90	23.18

5y

Chart  
not available

Information about previous performance does not guarantee future performance.  
Source: FactSet

## Price data

Ø price 5 days   Ø volume 5 days (pcs.)	- DKK (7,967)
Ø price 30 days   Ø volume 30 days (pcs.)	2.04 DKK (1,407)
Ø price 100 days   Ø volume 100 days (pcs.)	2.53 DKK (661)
Ø price 250 days   Ø volume 250 days (pcs.)	- DKK (642)
YTD High   date	- DKK (-)
YTD Low   date	- DKK (-)
52 Weeks High   date	2.70 DKK (2018/03/27)
52 Weeks Low   date	2.49 DKK (2018/04/26)

## Arbitrage views

Exchange 	Date	Time	Price	Trading volume (mio.)	Number of trades
Stuttgart	2024/05/03	15:35	0.594 EUR	0.00	9
Nasdaq Copenhagen	2024/05/03	16:53	4.58 DKK	2.88	185
Munich	2024/05/03	08:03	0.62 EUR	0.00	1
London Stock Exchange	2018/05/21	17:58	2.51 DKK	0.00	1
Frankfurt	2024/05/03	09:15	0.59 EUR	0.00	3

	03						
Berlin	2024/05/03	08:03	0.602	EUR	0.00		2

## Company profile

### Company Logo

#### Contact Details

VESTJYSK BANK

--

----

Telefon: -

Fax: -

E-mail: -

### Company Profile

-