

SOLAR B A/S

ISIN: **DK0010274844**

WKN: -

Overview

2023/05/22 17:07:06

Price

524.00 DKK

Difference  -12.87% (-77.40)

General attributes

ISIN	DK0010274844
Symbol	SOLAR B
Exchange	London Stock Exchange
Currency	DKK
Sector	Utilities
Security type	Stock
Market cap (m)	279 EUR
Benchmark	OMX COPENHAGEN 20

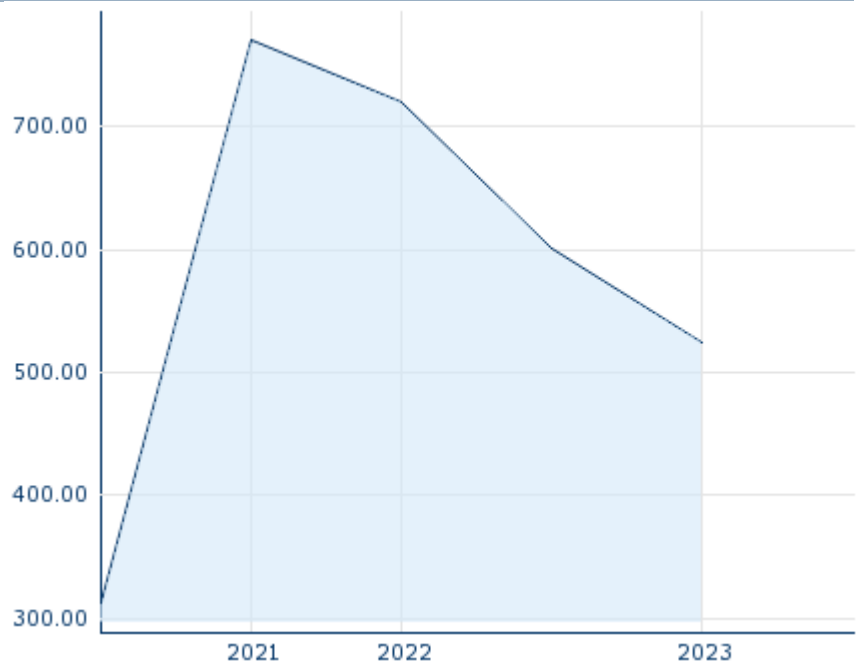
Market data

Bid (Bid size)	-
Ask (Ask size)	-
Open	524.00 DKK
High	524.00 DKK
Low	524.00 DKK
Close (prev. day)	601.4022 DKK
VWAP	524.00 DKK
Volume (pcs)	382
Trading volume	200,168.00
Number of trades	1
Last size	382

Futures and Options

Related Futures	-
Related Options	-


5y



Information about previous performance does not guarantee future performance.

Source: FactSet

Recent research

on sector			
Date		Headline	Download
2024/04/26		Global Equity Ratings	
2024/04/26		Aktienempfehlungen Global	
2024/04/15		Aktienempfehlungen Österreich	
2024/04/03		Global Equity Ratings	
2024/04/03		Aktienempfehlungen Global	

Details

2023/05/22 17:07:06

Price

524.00 DKK

Difference ▼ -12.87% (-77.40)

General attributes

ISIN	DK0010274844
Symbol	SOLAR B
Exchange	London Stock Exchange
Currency	DKK
Sector	Utilities
Security type	Stock
Market cap (m)	279 EUR
Benchmark	OMX COPENHAGEN 20

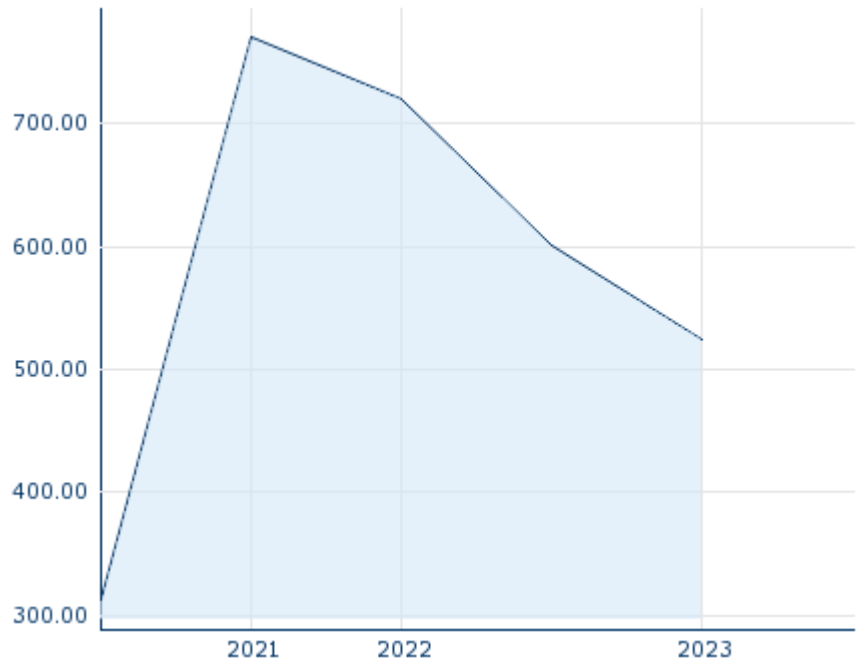
Market data

Bid (Bid size)	-
Ask (Ask size)	-
Open	524.00 DKK
High	524.00 DKK
Low	524.00 DKK
Close (prev. day)	601.4022 DKK
VWAP	524.00 DKK
Volume (pcs)	382
Trading volume	200,168.00
Number of trades	1
Last size	382

Performance and Risk

	6m	1y	3y
Perf (%)	-	-27.22%	+63.37%
Perf (abs.)	-	-196.00	+203.25
Beta	0.17	0.19	0.63
Volatility	47.76	47.76	723.83

5y



Information about previous performance does not guarantee future performance.
Source: FactSet

Price data

Ø price 5 days Ø volume 5 days (pcs.)	585.68 DKK (14,150)
Ø price 30 days Ø volume 30 days (pcs.)	175.57 DKK (2,506)
Ø price 100 days Ø volume 100 days (pcs.)	97.93 DKK (1,371)
Ø price 250 days Ø volume 250 days (pcs.)	- DKK (612)
YTD High date	524.00 DKK (2023/05/22)
YTD Low date	524.00 DKK (2023/05/22)
52 Weeks High date	601.40 DKK (2022/11/23)
52 Weeks Low date	524.00 DKK (2023/05/22)

Arbitrage views

Exchange	Date	Time	Price	Trading volume (mio.)	Number of trades
Tradegate	2024/04/26	22:26	43.30 EUR	0.01	3
Stuttgart	2024/04/26	11:34	42.75 EUR	0.00	6
Nasdaq Copenhagen	2024/04/26	16:59	322.50 DKK	7.04	582
Munich	2024/04/26	08:11	42.10 EUR	0.00	2
London Stock	2023/05/22	17:07	524.00 DKK	0.20	1

Exchange	22						
Frankfurt	2024/04/ 26	21:41	42.30	EUR	0.00		3
Duesseldorf	2024/04/ 26	19:31	42.90	EUR	0.00		7
Berlin	2024/04/ 26	21:43	43.30	EUR	0.00		17

Company profile

Company Logo

Contact Details

SOLAR HOLDING

--

Telefon: -

Fax: -

E-mail: -

Company Profile

-