

## SOLSTAD FARSTAD ASA

ISIN: NO0003080608 WKN: -

## Overview

2024/06/18 16:25:09

Price

39.2975 NOK

Difference  -0.26% (-0.10)

## General attributes

ISIN NO0003080608

Symbol SOFF

Exchange London Stock Exchange

Currency NOK

Sector Transport

Security type Stock

Market cap (m) 272 EUR

Benchmark NORWAY OSLO BORS ALL SHARE(TRG)

## Market data

Bid (Bid size) -

Ask (Ask size) -

Open 39.2975 NOK

High 39.2975 NOK

Low 39.2975 NOK

Close (prev. day) 39.40 NOK

VWAP 39.29754 NOK

Volume (pcs) 15,000

Trading volume 589,463.10

Number of trades 1

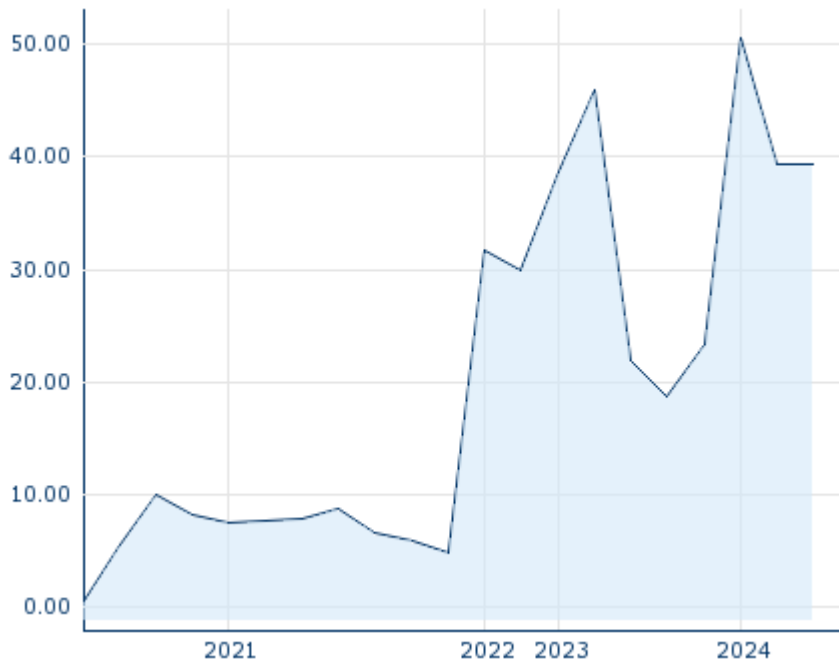
Last size 15,000

## Futures and Options

Related Futures -

Related Options -


5y



Information about previous performance does not guarantee future performance.

Source: FactSet

## Recent research

on sector		
Date	Headline	Download
2024/08/09	 Equity Weekly	
2024/07/29	 Aktienempfehlungen Österreich	
2024/07/24	 Global Equity Ratings	
2024/07/24	 Aktienempfehlungen Global	
2024/07/15	 Aktienempfehlungen Global	

## Details

2024/06/18 16:25:09

## Price

39.2975 NOK

Difference ▼ -0.26% (-0.10)

## General attributes

ISIN	NO0003080608
Symbol	SOFF
Exchange	London Stock Exchange
Currency	NOK
Sector	Transport
Security type	Stock
Market cap (m)	272 EUR
Benchmark	NORWAY OSLO BORS ALL SHARE(TRG)

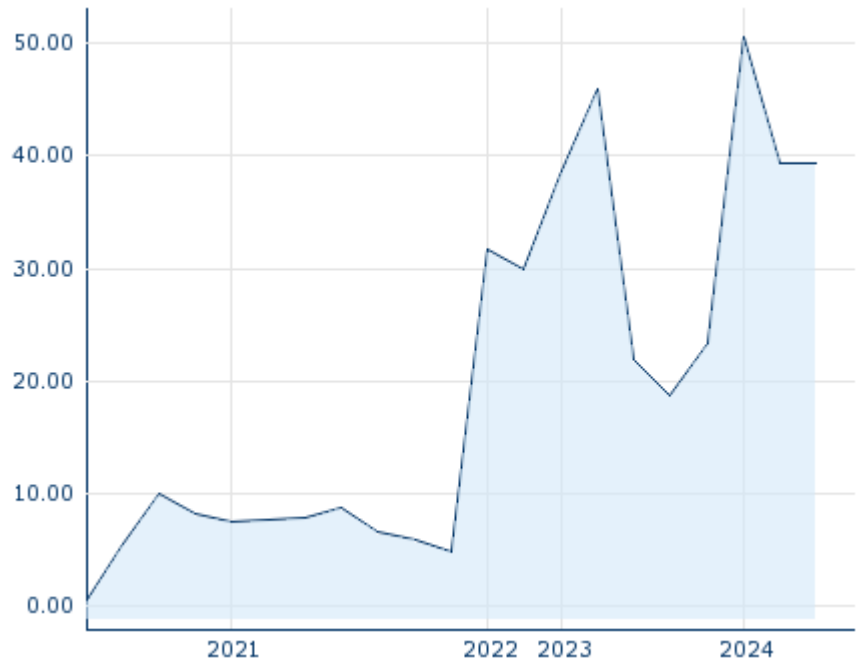
## Market data

Bid (Bid size)	-
Ask (Ask size)	-
Open	39.2975 NOK
High	39.2975 NOK
Low	39.2975 NOK
Close (prev. day)	39.40 NOK
VWAP	39.29754 NOK
Volume (pcs)	15,000
Trading volume	589,463.10
Number of trades	1
Last size	15,000

## Performance and Risk

	6m	1y	3y
Perf (%)	-	-	-
Perf (abs.)	-	-	-
Beta	1.75	1.41	1.72
Volatility	1.47	0.82	10.52

5y



Information about previous performance does not guarantee future performance.  
Source: FactSet

## Price data

Ø price 5 days   Ø volume 5 days (pcs.)	- NOK (-)
Ø price 30 days   Ø volume 30 days (pcs.)	39.3488 NOK (601)
Ø price 100 days   Ø volume 100 days (pcs.)	43.0865 NOK (202)
Ø price 250 days   Ø volume 250 days (pcs.)	34.2567 NOK (169)
YTD High   date	50.5620 NOK (2024/05/13)
YTD Low   date	39.2975 NOK (2024/06/18)
52 Weeks High   date	50.5620 NOK (2024/05/13)
52 Weeks Low   date	18.6642 NOK (2023/08/29)

## All listings for SOLSTAD FARSTAD ASA

Exchange	Date	Time	Price	Trading volume (mio.)	Number of trades
Tradegate	2024/08/09	22:02	3.452 EUR	0.00	1
Stuttgart	2024/08/09	17:08	3.34 EUR	0.00	13
Munich	2024/08/09	08:11	3.396 EUR	0.00	2
London Stock Exchange	2024/06/18	16:25	39.2975 NOK	0.59	1
Frankfurt	2024/08/09	21:43	3.42 EUR	0.00	3

	09					
First North Stockholm	2024/08/ 05	18:00	37.80 NOK	0.30		19
FINRA other OTC Issues	2024/04/ 05	21:59	3.09 USD	0.00		2
Duesseldorf	2024/08/ 09	08:12	3.402 EUR	0.00		2
Berlin	2024/08/ 09	21:43	3.446 EUR	0.00		19

## Company profile

### Company Logo



### Company Profile

-

### Contact Details

SOLSTAD FARSTAD

--

----

Telefon: -

Fax: -

E-mail: -