

SOLSTAD FARSTAD ASA

ISIN: NO0003080608 WKN: -

Overview

2024/06/18 16:25:09

Price

39.2975 NOK

Difference  -0.26% (-0.10)

General attributes

ISIN NO0003080608

Symbol SOFF

Exchange London Stock Exchange

Currency NOK

Sector Transport

Security type Stock

Market cap (m) 280 EUR

Benchmark NORWAY OSLO BORS ALL SHARE(TRG)

Market data

Bid (Bid size) -

Ask (Ask size) -

Open 39.2975 NOK

High 39.2975 NOK

Low 39.2975 NOK

Close (prev. day) 39.40 NOK

VWAP 39.29754 NOK

Volume (pcs) 15,000

Trading volume 589,463.10

Number of trades 1

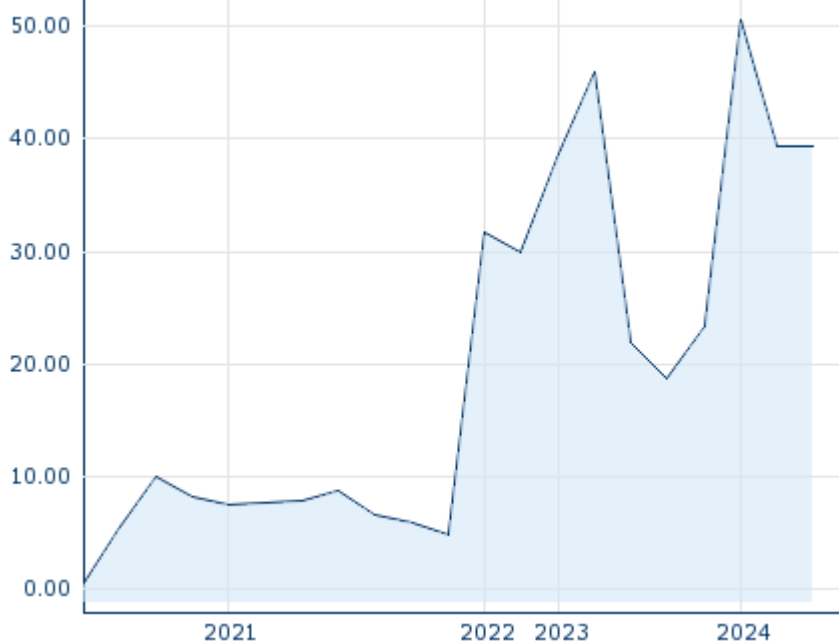
Last size 15,000

Futures and Options

Related Futures -



Related Options -

5y



Information about previous performance does not guarantee future performance.
Source: FactSet

Recent research

on sector			
Date		Headline	Download
2024/07/15		Aktienempfehlungen Global	
2024/07/12		Global Equity Ratings	
2024/07/09		Aktienempfehlungen Österreich	
2024/06/28		Equity Weekly	
2024/06/24		Aktienempfehlungen Österreich	

Details

2024/06/18 16:25:09

Price

39.2975 NOK

Difference ▼ -0.26% (-0.10)

General attributes

ISIN	NO0003080608
Symbol	SOFF
Exchange	London Stock Exchange
Currency	NOK
Sector	Transport
Security type	Stock
Market cap (m)	280 EUR
Benchmark	NORWAY OSLO BORS ALL SHARE(TRG)

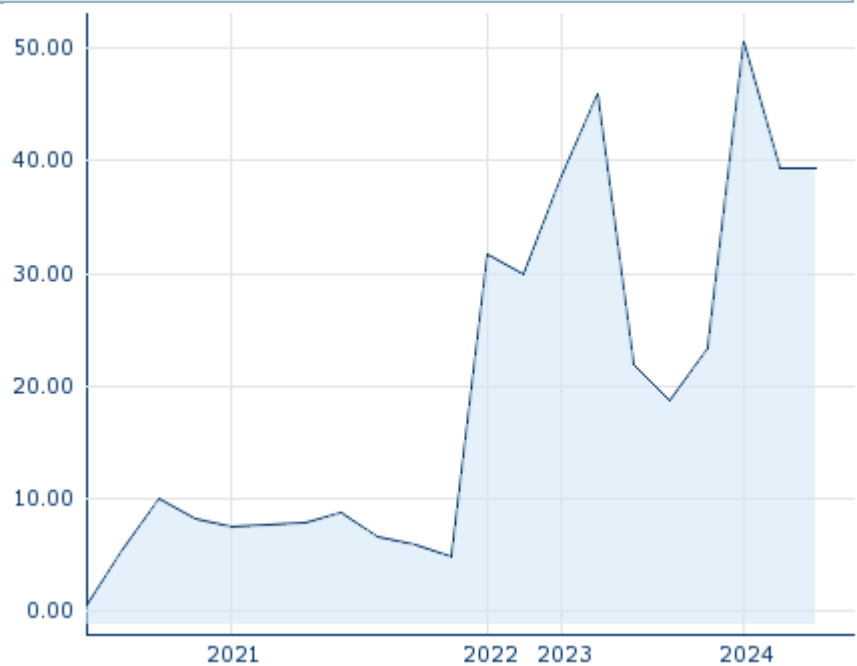
Market data

Bid (Bid size)	-
Ask (Ask size)	-
Open	39.2975 NOK
High	39.2975 NOK
Low	39.2975 NOK
Close (prev. day)	39.40 NOK
VWAP	39.29754 NOK
Volume (pcs)	15,000
Trading volume	589,463.10
Number of trades	1
Last size	15,000

Performance and Risk

	6m	1y	3y
Perf (%)	-	-	-
Perf (abs.)	-	-	-
Beta	1.66	1.27	1.72
Volatility	1.47	0.82	10.52

5y



Information about previous performance does not guarantee future performance.

Source: FactSet

Price data

Ø price 5 days Ø volume 5 days (pcs.)	- NOK (-)
Ø price 30 days Ø volume 30 days (pcs.)	39.3488 NOK (601)
Ø price 100 days Ø volume 100 days (pcs.)	43.0865 NOK (202)
Ø price 250 days Ø volume 250 days (pcs.)	34.2567 NOK (169)
YTD High date	50.5620 NOK (2024/05/13)
YTD Low date	39.2975 NOK (2024/06/18)
52 Weeks High date	50.5620 NOK (2024/05/13)
52 Weeks Low date	18.6642 NOK (2023/08/29)

Arbitrage views

Exchange	Date	Time	Price	Trading volume (mio.)	Number of trades
Tradegate	2024/07/18	22:26	3.604 EUR	0.00	1
Stuttgart	2024/07/18	15:30	3.58 EUR	0.00	9
Munich	2024/07/18	13:29	3.612 EUR	0.00	1
London Stock Exchange	2024/06/18	16:25	39.2975 NOK	0.59	1
Frankfurt	2024/07/18	21:49	3.576 EUR	0.00	3

	18					
First North Stockholm	2024/07/ 17	18:00	41.00 NOK	0.09		5
FINRA other OTC Issues	2024/04/ 05	21:59	3.09 USD	0.00		2
Duesseldorf	2024/07/ 18	08:12	3.538 EUR	0.00		3
Berlin	2024/07/ 18	21:43	3.60 EUR	0.00		19

Company profile

Company Logo



Company Profile

-

Contact Details

SOLSTAD FARSTAD

--

Telefon: -

Fax: -

E-mail: -