

## SOLSTAD FARSTAD ASA

ISIN: NO0003080608 WKN: -

## Overview

2023/09/12 16:52:52

Price  
23.36 NOKDifference  25.16% (4.70)

## General attributes

ISIN	NO0003080608
Symbol	SOFF
Exchange	London Stock Exchange
Currency	NOK
Sector	Transport
Security type	Stock
Market cap (m)	310 EUR
Benchmark	NORWAY OSLO BORS ALL SHARE(TRG)

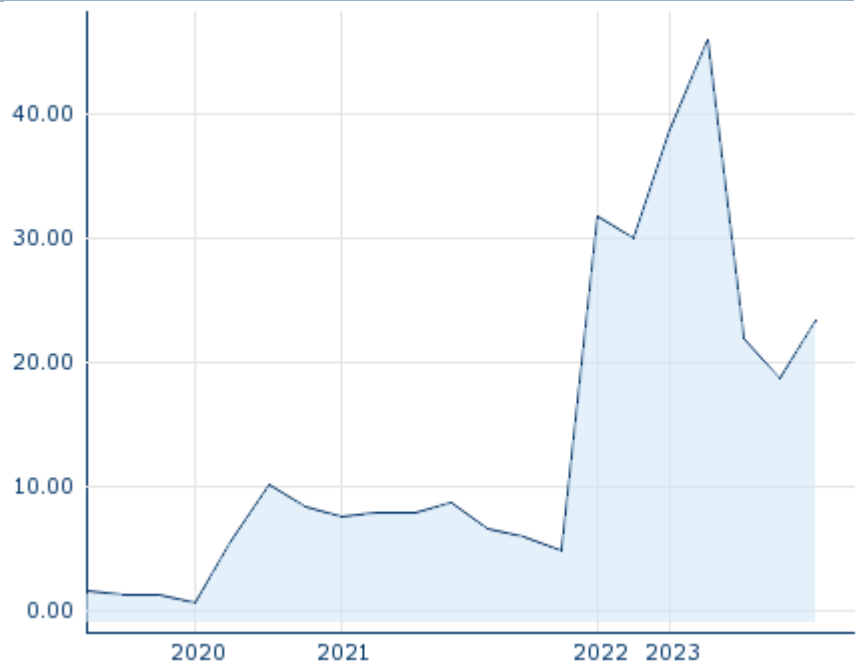
## Market data

Bid (Bid size)	-
Ask (Ask size)	-
Open	23.36 NOK
High	23.36 NOK
Low	23.36 NOK
Close (prev. day)	18.6642 NOK
VWAP	23.36 NOK
Volume (pcs)	32
Trading volume	747.52
Number of trades	1
Last size	32

## Futures and Options






Related Futures	-
Related Options	-

5y



Information about previous performance does not guarantee future performance.  
Source: FactSet

## Recent research

on sector			
Date		Headline	Download
2024/04/26		Global Equity Ratings	
2024/04/26		Aktienempfehlungen Global	
2024/04/15		Aktienempfehlungen Österreich	
2024/04/03		Global Equity Ratings	
2024/04/03		Aktienempfehlungen Global	

## Details

2023/09/12 16:52:52

## Price

23.36 NOK

Difference ▲ 25.16% (4.70)

## General attributes

ISIN	NO0003080608
Symbol	SOFF
Exchange	London Stock Exchange
Currency	NOK
Sector	Transport
Security type	Stock
Market cap (m)	310 EUR
Benchmark	NORWAY OSLO BORS ALL SHARE(TRG)

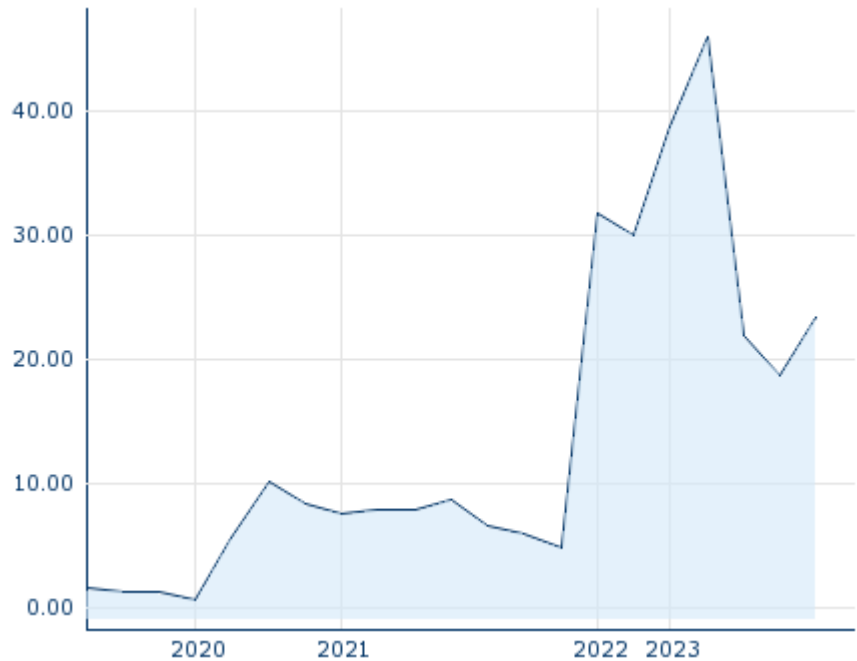
## Market data

Bid (Bid size)	-
Ask (Ask size)	-
Open	23.36 NOK
High	23.36 NOK
Low	23.36 NOK
Close (prev. day)	18.6642 NOK
VWAP	23.36 NOK
Volume (pcs)	32
Trading volume	747.52
Number of trades	1
Last size	32

## Performance and Risk

	6m	1y	3y
Perf (%)	-	-	-
Perf (abs.)	-	-	-
Beta	1.36	1.26	1.65
Volatility	-	-	22.14

5y



Information about previous performance does not guarantee future performance.

Source: FactSet

## Price data

Ø price 5 days   Ø volume 5 days (pcs.)	- NOK (-)
Ø price 30 days   Ø volume 30 days (pcs.)	- NOK (-)
Ø price 100 days   Ø volume 100 days (pcs.)	- NOK (9)
Ø price 250 days   Ø volume 250 days (pcs.)	21.30 NOK (111)
YTD High   date	- NOK (-)
YTD Low   date	- NOK (-)
52 Weeks High   date	23.36 NOK (2023/09/12)
52 Weeks Low   date	18.66 NOK (2023/08/29)

## Arbitrage views

Exchange <span>⊕</span>	Date	Time	Price	Trading volume (mio.)	Number of trades
Tradegate	2024/04/26	22:02	3.55 EUR	0.00	1
Stuttgart	2024/04/26	15:46	3.478 EUR	0.00	14
Munich	2023/10/27	08:04	2.04 EUR	0.00	1
London Stock Exchange	2023/09/12	16:52	23.36 NOK	0.00	1
Frankfurt	2024/04/26	21:41	3.52 EUR	0.00	3

	26					
First North Stockholm	2024/04/ 24	09:20	40.20 NOK	0.38		4
FINRA other OTC Issues	2024/04/ 05	21:59	3.09 USD	0.00		2
Duesseldorf	2024/04/ 26	08:11	3.428 EUR	0.00		3
Berlin	2024/04/ 26	21:43	3.55 EUR	0.00		18

## Company profile

### Company Logo



### Company Profile

-

### Contact Details

SOLSTAD FARSTAD

--

----

Telefon: -

Fax: -

E-mail: -