

SCANDINAVIAN BRAKE SYSTEMS A/S

ISIN: **DK0060042612** WKN: -

Overview

2018/05/18 18:03:19

Price

24.60 DKK

Difference  0.82% (0.20)

General attributes

ISIN	DK0060042612
Symbol	SBS
Exchange	London Stock Exchange
Currency	DKK
Sector	Commerce
Security type	Stock
Market cap (m)	5 EUR
Benchmark	OMX COPENHAGEN 20

Market data

Bid (Bid size)	-
Ask (Ask size)	-
Open	24.60 DKK
High	24.60 DKK
Low	24.60 DKK
Close (prev. day)	24.40 DKK
VWAP	-
Volume (pcs)	-
Trading volume	-
Number of trades	1
Last size	-

Futures and Options











Related Futures	-
Related Options	-

5y

Chart
not available

Information about previous performance does not guarantee future performance.
Source: FactSet

Recent research

on sector	Date	Headline	Download
	2024/04/26	 Global Equity Ratings	
	2024/04/26	 Aktienempfehlungen Global	
	2024/04/03	 Global Equity Ratings	
	2024/04/03	 Aktienempfehlungen Global	
	2024/03/13	 Global Equity Ratings	

Details

2018/05/18 18:03:19

Price

24.60 DKK

Difference ▲ 0.82% (0.20)

General attributes

ISIN	DK0060042612
Symbol	SBS
Exchange	London Stock Exchange
Currency	DKK
Sector	Commerce
Security type	Stock
Market cap (m)	5 EUR
Benchmark	OMX COPENHAGEN 20

Market data

Bid (Bid size)	-
Ask (Ask size)	-
Open	24.60 DKK
High	24.60 DKK
Low	24.60 DKK
Close (prev. day)	24.40 DKK
VWAP	-
Volume (pcs)	-
Trading volume	-
Number of trades	1
Last size	-

Performance and Risk

	6m	1y	3y
Perf (%)	-	-	-
Perf (abs.)	-	-	-
Beta	0.42	0.32	0.10
Volatility	50.19	50.19	50.19

5y

Chart
not available

Information about previous performance does not guarantee future performance.
Source: FactSet

Price data

Ø price 5 days Ø volume 5 days (pcs.)	24.96 DKK (0)
Ø price 30 days Ø volume 30 days (pcs.)	26.49 DKK (0)
Ø price 100 days Ø volume 100 days (pcs.)	- DKK (0)
Ø price 250 days Ø volume 250 days (pcs.)	- DKK (0)
YTD High date	28.20 DKK (2018/03/29)
YTD Low date	24.40 DKK (2018/05/17)
52 Weeks High date	28.20 DKK (2018/03/29)
52 Weeks Low date	24.40 DKK (2018/05/17)

Arbitrage views

Exchange ⊕	Date	Time	Price	Trading volume (mio.)	Number of trades
Nasdaq Copenhagen	2024/05/02	16:04	11.95 DKK	0.02	8
London Stock Exchange	2018/05/18	18:03	24.60 DKK	0.00	1

Company profile

Company Logo

Contact Details

OBTEC

--

Telefon: -

Fax: -

E-mail: -

Company Profile

-