

INTEROIL EXPLORAT. & PRODUCTION

ISIN: **NO0013119255** WKN: -

Overview

2024/01/26 11:46:05

Price

4.0115 NOK

Difference  352.76% (3.13)

General attributes

ISIN	NO0013119255
Symbol	IOX
Exchange	London Stock Exchange
Currency	NOK
Sector	Energy / Commodities
Security type	Stock
Market cap (m)	4 EUR
Benchmark	NORWAY OSLO BORS ALL SHARE(TRG)

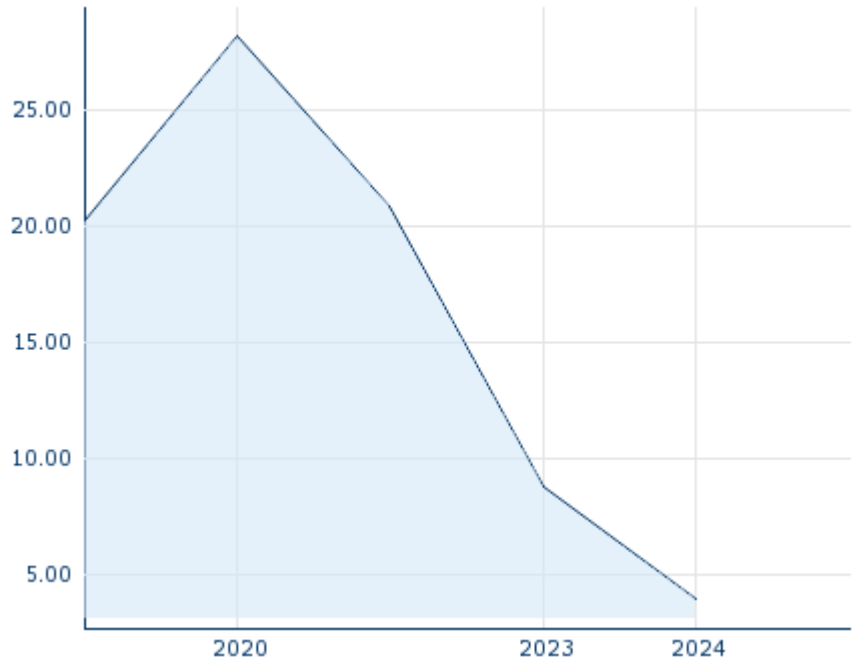
Market data

Bid (Bid size)	-
Ask (Ask size)	-
Open	4.0115 NOK
High	4.0115 NOK
Low	4.0115 NOK
Close (prev. day)	0.8860 NOK
VWAP	4.0115 NOK
Volume (pcs)	1
Trading volume	4.01
Number of trades	1
Last size	1

Futures and Options




Related Futures	-
Related Options	-

5y



Information about previous performance does not guarantee future performance.
Source: FactSet

Recent research

on sector			
Date		Headline	Download
2024/05/03		Equity Weekly	
2024/04/29		Aktienempfehlungen Österreich	
2024/04/26		Equity Weekly	
2024/04/26		Global Equity Ratings	
2024/04/26		Aktienempfehlungen Global	

Details

2024/01/26 11:46:05

Price

4.0115 NOK

Difference ▲ 352.76% (3.13)

General attributes

ISIN	NO0013119255
Symbol	IOX
Exchange	London Stock Exchange
Currency	NOK
Sector	Energy / Commodities
Security type	Stock
Market cap (m)	4 EUR
Benchmark	NORWAY OSLO BORS ALL SHARE(TRG)

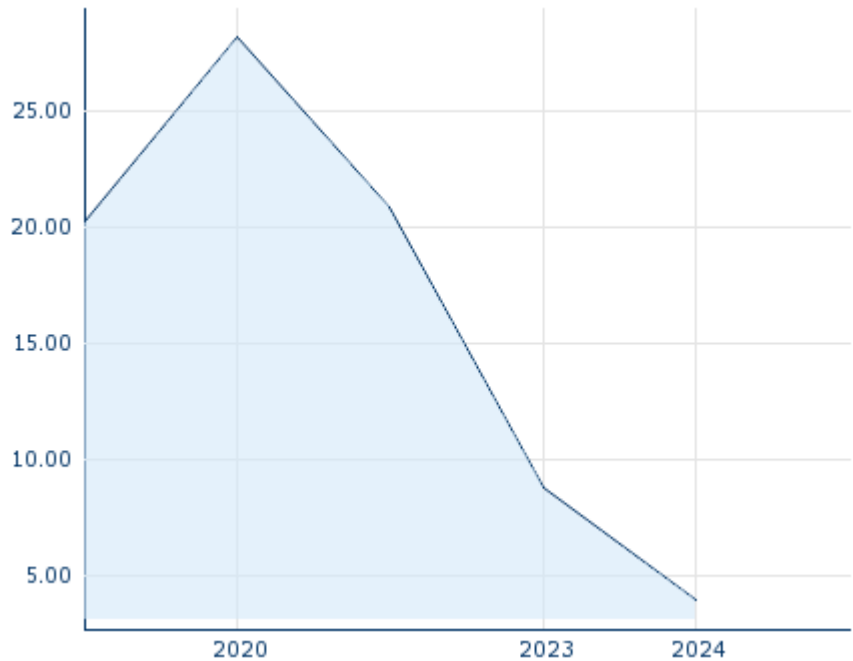
Market data

Bid (Bid size)	-
Ask (Ask size)	-
Open	4.0115 NOK
High	4.0115 NOK
Low	4.0115 NOK
Close (prev. day)	0.8860 NOK
VWAP	4.0115 NOK
Volume (pcs)	1
Trading volume	4.01
Number of trades	1
Last size	1

Performance and Risk

	6m	1y	3y
Perf (%)	-	-	-80.76%
Perf (abs.)	-	-	-16.84
Beta	-1.39	-0.05	1.18
Volatility	-	-	-

5y



Information about previous performance does not guarantee future performance.
Source: FactSet

Price data

Ø price 5 days Ø volume 5 days (pcs.)	- NOK (-)
Ø price 30 days Ø volume 30 days (pcs.)	- NOK (-)
Ø price 100 days Ø volume 100 days (pcs.)	- NOK (-)
Ø price 250 days Ø volume 250 days (pcs.)	6.4358 NOK (0)
YTD High date	- NOK (-)
YTD Low date	- NOK (-)
52 Weeks High date	8.8601 NOK (2023/04/19)
52 Weeks Low date	4.0115 NOK (2024/01/26)

Arbitrage views

Exchange	Date	Time	Price	Trading volume (mio.)	Number of trades
Stuttgart	2024/05/08	15:42	0.1075 EUR	0.00	10
London Stock Exchange	2024/01/26	11:46	4.0115 NOK	0.00	1
Frankfurt	2024/05/08	08:12	0.1525 EUR	0.00	2
First North Stockholm	2024/04/23	12:08	2.4385 NOK	0.00	1

Company profile

Company Logo



Company Profile

-

Contact Details

INTEROIL EXPLORATION AND
PRODUCTION

--

Telefon: -

Fax: -

E-mail: -