

AUDAX RENOVABLES SA

ISIN: **ES0136463017** WKN: -

Overview

2024/08/13 17:30:00

Price

1.795 EUR

Difference  -0.11% (-0.00)

General attributes

ISIN ES0136463017

Symbol ADX

Exchange London Stock Exchange
European Trade Reporting

Currency EUR

Sector Energy / Commodities

Security type Stock

Market cap (m) 828 EUR

Benchmark IBEX 35

Market data

Bid (Bid size) 1.706 EUR (15,000)

Ask (Ask size) 1.884 EUR (15,000)

Open 1.762 EUR

High 1.795 EUR

Low 1.762 EUR

Close (prev. day) 1.797 EUR

VWAP 1.774 EUR

Volume (pcs) -

Trading volume -

Number of trades 2

Last size -

Futures and Options

Related Futures -

Related Options -





5y



Information about previous performance does not guarantee future performance.

Source: FactSet

Recent research

on sector		on market	
Date		Headline	Download
2024/08/13		Aktienempfehlungen Österreich	
2024/08/12		Global Equity Ratings	
2024/08/12		Aktienempfehlungen Global	
2024/08/09		Equity Weekly	
2024/08/02		Equity Weekly	

Details

2024/08/13 17:30:00

Price

1.795 EUR

Difference ▼ -0.11% (-0.00)

General attributes

ISIN	ES0136463017
Symbol	ADX
Exchange	London Stock Exchange European Trade Reporting
Currency	EUR
Sector	Energy / Commodities
Security type	Stock
Market cap (m)	828 EUR
Benchmark	IBEX 35

Market data

Bid (Bid size)	1.706 EUR (15,000)
Ask (Ask size)	1.884 EUR (15,000)
Open	1.762 EUR
High	1.795 EUR
Low	1.762 EUR
Close (prev. day)	1.797 EUR
VWAP	1.774 EUR
Volume (pcs)	-
Trading volume	-
Number of trades	2
Last size	-

Performance and Risk

	6m	1y	3y
Perf (%)	+38.93%	+39.80%	-5.40%
Perf (abs.)	+0.50	+0.51	-0.10
Beta	0.93	0.78	0.81
Volatility	32.80	29.94	43.40

5y



Information about previous performance does not guarantee future performance.
Source: FactSet

Price data

Ø price 5 days Ø volume 5 days (pcs.)	1.792 EUR (0)
Ø price 30 days Ø volume 30 days (pcs.)	1.836 EUR (0)
Ø price 100 days Ø volume 100 days (pcs.)	1.817 EUR (0)
Ø price 250 days Ø volume 250 days (pcs.)	1.485 EUR (0)
YTD High date	1.991 EUR (2024/06/06)
YTD Low date	1.212 EUR (2024/03/05)
52 Weeks High date	1.991 EUR (2024/06/06)
52 Weeks Low date	1.086 EUR (2023/10/31)

All listings for AUDAX RENOVABLES SA

Exchange	Date	Time	Price	Trading volume (mio.)	Number of trades
Tradegate	2024/08/13	22:02	1.832 EUR	0.00	1
Stuttgart	2024/08/13	15:29	1.80 EUR	0.00	10
Munich	2024/08/13	08:56	1.804 EUR	0.00	2
London Stock Exchange European Trade Reporting	2024/08/13	17:30	1.795 EUR	0.00	2
Frankfurt	2024/	17:20	1.804 EUR	0.00	7

	08/13					
Duesseldorf	2024/ 08/13	19:30	1.81 EUR	0.00		5
Berlin	2024/ 08/13	08:57	1.804 EUR	0.00		3
BME Continuous Market	2024/ 08/13	17:35	1.826 EUR	0.36		285

Company profile

Company Logo



Company Profile

-

Contact Details

AUDAX RENOVABLES

--

Travessera de Gràcia 30, 5^a planta - 08021
Barcelona

Telefon: 93 240 53 06

Fax: 93 362 04 05

E-mail: fersa@fersa.es