

NRC GROUP ASA

ISIN: NO0003679102 WKN: -

Overview

2021/01/22 10:58:52

Price

18.9697 NOK

Difference  -63.45% (-32.94)

General attributes

ISIN	NO0003679102
Symbol	NRC
Exchange	London Stock Exchange
Currency	NOK
Sector	Other
Security type	Stock
Market cap (m)	78 EUR
Benchmark	NORWAY OSLO BORS ALL SHARE(TRG)

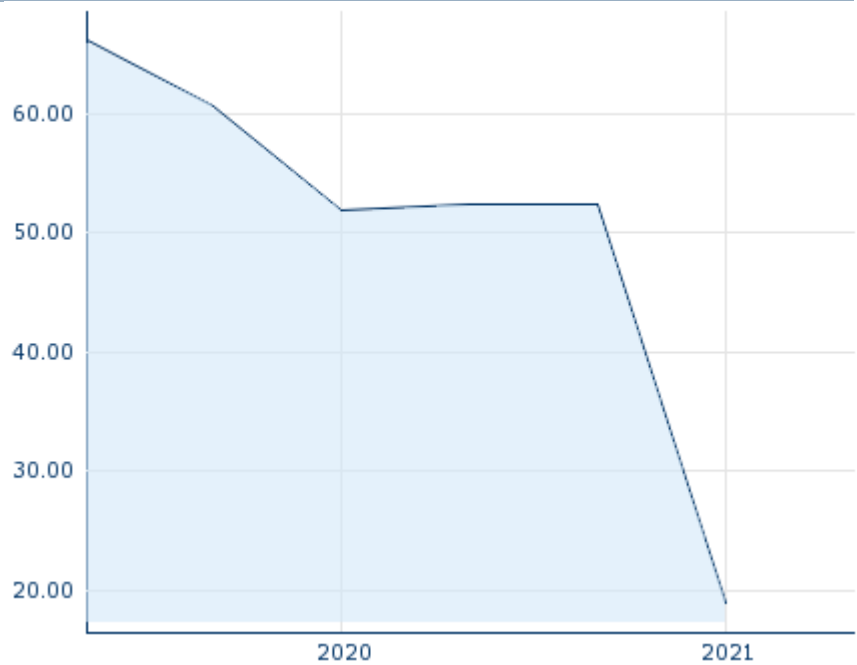
Market data

Bid (Bid size)	-
Ask (Ask size)	-
Open	18.9697 NOK
High	18.9697 NOK
Low	18.9697 NOK
Close (prev. day)	51.9061 NOK
VWAP	18.96972 NOK
Volume (pcs)	1,202
Trading volume	22,801.60
Number of trades	1
Last size	1,202

Futures and Options


Related Futures	-
Related Options	-

5y



Information about previous performance does not guarantee future performance.
Source: FactSet

Recent research

on sector			
Date		Headline	Download
2024/04/29		Aktienempfehlungen Österreich	
2024/04/26		Equity Weekly	
2024/04/26		Global Equity Ratings	
2024/04/26		Aktienempfehlungen Global	
2024/04/19		Equity Weekly	

Details

2021/01/22 10:58:52

Price

18.9697 NOK

Difference ▼ -63.45% (-32.94)

General attributes

ISIN	NO0003679102
Symbol	NRC
Exchange	London Stock Exchange
Currency	NOK
Sector	Other
Security type	Stock
Market cap (m)	78 EUR
Benchmark	NORWAY OSLO BORS ALL SHARE(TRG)

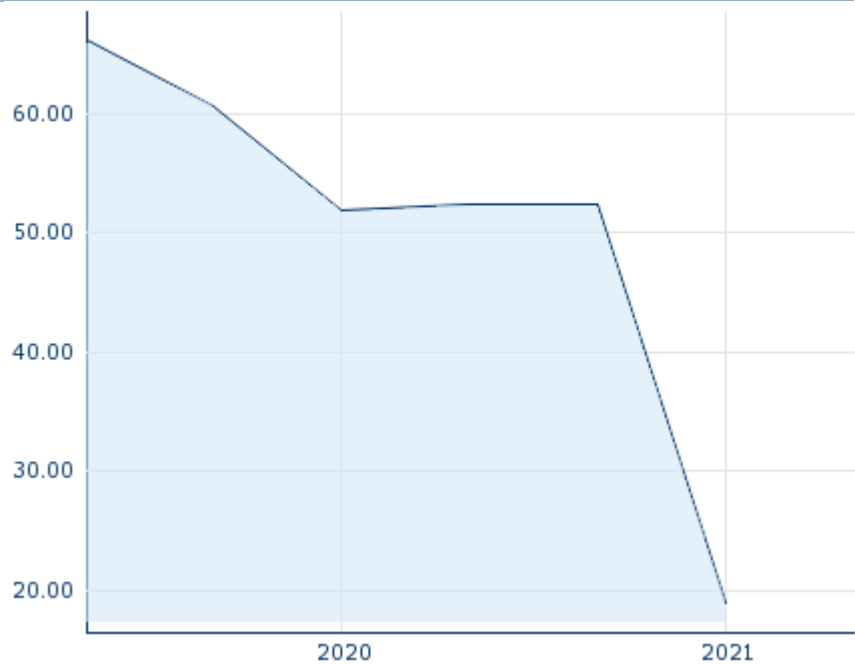
Market data

Bid (Bid size)	-
Ask (Ask size)	-
Open	18.9697 NOK
High	18.9697 NOK
Low	18.9697 NOK
Close (prev. day)	51.9061 NOK
VWAP	18.96972 NOK
Volume (pcs)	1,202
Trading volume	22,801.60
Number of trades	1
Last size	1,202

Performance and Risk

	6m	1y	3y
Perf (%)	-	-	-
Perf (abs.)	-	-	-
Beta	0.10	0.61	0.50
Volatility	-	-	12.63

5y



Information about previous performance does not guarantee future performance.
Source: FactSet

Price data

Ø price 5 days Ø volume 5 days (pcs.)	3.7939 NOK (1,002)
Ø price 30 days Ø volume 30 days (pcs.)	26.1480 NOK (1,901)
Ø price 100 days Ø volume 100 days (pcs.)	23.8189 NOK (1,845)
Ø price 250 days Ø volume 250 days (pcs.)	- NOK (1,233)
YTD High date	18.9697 NOK (2021/01/22)
YTD Low date	18.9697 NOK (2021/01/22)
52 Weeks High date	18.9697 NOK (2021/01/22)
52 Weeks Low date	18.9697 NOK (2021/01/22)

Arbitrage views

Exchange	Date	Time	Price	Trading volume (mio.)	Number of trades
Stuttgart	2024/05/06	17:00	1.03 EUR	0.00	11
London Stock Exchange	2021/01/22	10:58	18.9697 NOK	0.02	1
Frankfurt	2024/05/06	08:25	1.065 EUR	0.00	1
First North Stockholm	2024/01/15	11:07	11.48 NOK	0.03	1
FINRA other OTC	2019/08/17	17:23	6.7585 USD	0.01	1

Issues	13					
Duesseldorf	2024/05/ 06	08:12	1.06 EUR	0.00		1
Berlin	2024/05/ 06	20:20	1.085 EUR	0.00		16

Company profile

Company Logo

Contact Details

NRC GROUP

--

Telefon: -

Fax: -

E-mail: -

Company Profile

-