

BELSHIPS ASA

ISIN: NO0003094104

WKN: -

Overview

2023/07/19 10:19:17

Price

16.82 NOK

Difference  -13.57% (-2.64)

General attributes

ISIN	NO0003094104
Symbol	BELCO
Exchange	London Stock Exchange
Currency	NOK
Sector	Transport
Security type	Stock
Market cap (m)	441 EUR
Benchmark	NORWAY OSLO BORS ALL SHARE(TRG)

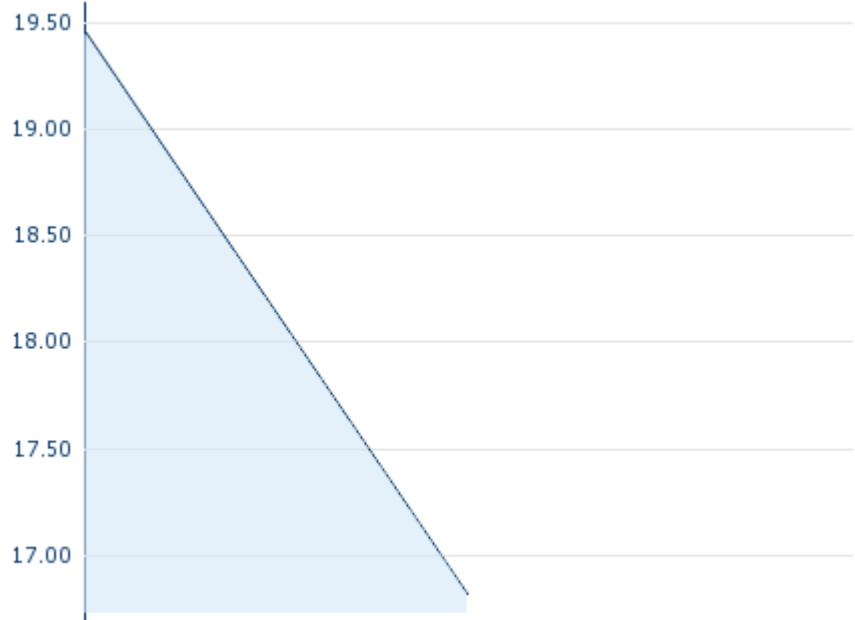
Market data

Bid (Bid size)	-
Ask (Ask size)	-
Open	16.82 NOK
High	16.82 NOK
Low	16.82 NOK
Close (prev. day)	19.46 NOK
VWAP	16.82 NOK
Volume (pcs)	18,995
Trading volume	319,495.90
Number of trades	1
Last size	18,995

Futures and Options

Related Futures	-
Related Options	-







5y



Information about previous performance does not guarantee future performance.

Source: FactSet

Recent research

on sector	Date	Headline	Download
	2024/09/11	 Global Equity Ratings	
	2024/09/11	 Aktienempfehlungen Global	
	2024/09/09	 Aktienempfehlungen Österreich	
	2024/09/05	 Global Equity Ratings	
	2024/09/05	 Aktienempfehlungen Global	

Details

2023/07/19 10:19:17

Price

16.82 NOK

Difference  -13.57% (-2.64)

General attributes

ISIN	NO0003094104
Symbol	BELCO
Exchange	London Stock Exchange
Currency	NOK
Sector	Transport
Security type	Stock
Market cap (m)	441 EUR
Benchmark	NORWAY OSLO BORS ALL SHARE(TRG)

Market data

Bid (Bid size)	-
Ask (Ask size)	-
Open	16.82 NOK
High	16.82 NOK
Low	16.82 NOK
Close (prev. day)	19.46 NOK
VWAP	16.82 NOK
Volume (pcs)	18,995
Trading volume	319,495.90
Number of trades	1
Last size	18,995

Performance and Risk

	6m	1y	3y
Perf (%)	-	-	-
Perf (abs.)	-	-	-
Beta	-	-	-
Volatility	-	-	-

5y



Information about previous performance does not guarantee future performance.
Source: FactSet

Price data

Ø price 5 days Ø volume 5 days (pcs.)	- NOK (-)
Ø price 30 days Ø volume 30 days (pcs.)	- NOK (696)
Ø price 100 days Ø volume 100 days (pcs.)	- NOK (446)
Ø price 250 days Ø volume 250 days (pcs.)	- NOK (429)
YTD High date	- NOK (-)
YTD Low date	- NOK (-)
52 Weeks High date	- NOK (-)
52 Weeks Low date	- NOK (-)

All listings for BELSHIPS ASA

Exchange 	Date	Time	Price	Trading volume (mio.)	Number of trades
Stuttgart	2024/09/17	15:34	1.59 EUR	0.00	11
Munich	2024/09/17	08:08	1.566 EUR	0.00	1
London Stock Exchange	2023/07/19	10:19	16.82 NOK	0.32	1
Frankfurt	2024/09/17	08:02	1.538 EUR	0.00	2
First North	2024/09/17	18:00	19.26 NOK	0.04	4

Stockholm	17						
Duesseldorf	2024/09/ 17	08:12	1.546	EUR	0.00		3
Berlin	2024/09/ 17	21:43	1.632	EUR	0.00		18

Company profile

Company Logo

Contact Details

BELSHIPS

--

Telefon: -

Fax: -

E-mail: -

Company Profile

-