

AVAX SA EUR0.30

ISIN: **GRS213213002** WKN: -

Overview

2018/05/22 17:35:39

Price
0.616 EUR

Difference  27.71% (0.13)

General attributes

ISIN	GRS213213002
Symbol	AVAX
Exchange	London Stock Exchange
Currency	EUR
Sector	Construction
Security type	Stock
Market cap (m)	214 EUR
Benchmark	GREECE


Market data

Bid (Bid size)	-
Ask (Ask size)	-
Open	0.616 EUR
High	0.616 EUR
Low	0.616 EUR
Close (prev. day)	0.4824 EUR
VWAP	-
Volume (pcs)	-
Trading volume	-
Number of trades	1
Last size	-

Futures and Options




Related Futures	-
Related Options	-

5y



Information about previous performance does not guarantee future performance.
Source: FactSet

Recent research

on sector		on market	
Date		Headline	Download
2024/07/24		Global Equity Ratings	
2024/07/24		Aktienempfehlungen Global	
2024/07/15		Aktienempfehlungen Global	
2024/07/12		Global Equity Ratings	
2024/07/09		Aktienempfehlungen Österreich	

Details

2018/05/22 17:35:39

Price

0.616 EUR

Difference ▲ 27.71% (0.13)

General attributes

ISIN	GRS213213002
Symbol	AVAX
Exchange	London Stock Exchange
Currency	EUR
Sector	Construction
Security type	Stock
Market cap (m)	214 EUR
Benchmark	GREECE

Market data

Bid (Bid size)	-
Ask (Ask size)	-
Open	0.616 EUR
High	0.616 EUR
Low	0.616 EUR
Close (prev. day)	0.4824 EUR
VWAP	-
Volume (pcs)	-
Trading volume	-
Number of trades	1
Last size	-

Performance and Risk

	6m	1y	3y
Perf (%)	-	-	-
Perf (abs.)	-	-	-
Beta	1.22	1.20	1.09
Volatility	-	-	-

5y

Chart
not available

Information about previous performance does not guarantee future performance.
Source: FactSet

Price data

Ø price 5 days Ø volume 5 days (pcs.)	0.660 EUR (0)
Ø price 30 days Ø volume 30 days (pcs.)	0.732 EUR (0)
Ø price 100 days Ø volume 100 days (pcs.)	0.801 EUR (0)
Ø price 250 days Ø volume 250 days (pcs.)	- EUR (0)
YTD High date	1.000 EUR (2018/01/25)
YTD Low date	0.616 EUR (2018/05/22)
52 Weeks High date	1.000 EUR (2018/01/25)
52 Weeks Low date	0.613 EUR (2017/12/14)

All listings for AVAX SA EUR0.30

Exchange 📍	Date	Time	Price	Trading volume (mio.)	Number of trades
Stuttgart	2024/07/26	08:18	1.068 EUR	0.00	3
London Stock Exchange	2018/05/22	17:35	0.616 EUR	0.00	1
Athens Stock Exchange	2024/07/26	16:12	1.44 EUR	0.08	163

Company profile

Company Logo



Company Profile

-

Contact Details

AVAX

--

Fragoklisias 9 151 25 Marousi

Telefon: 30 210 6415 555

Fax: 30 210 6415 566

E-mail: -