


# CARLSBERG A A/S

ISIN: **DK0010181676** WKN: -

## Overview

2021/01/29 13:37:27

**Price**  
1,034.6568 DKK

**Difference**  47.81% (334.66)

**General attributes**

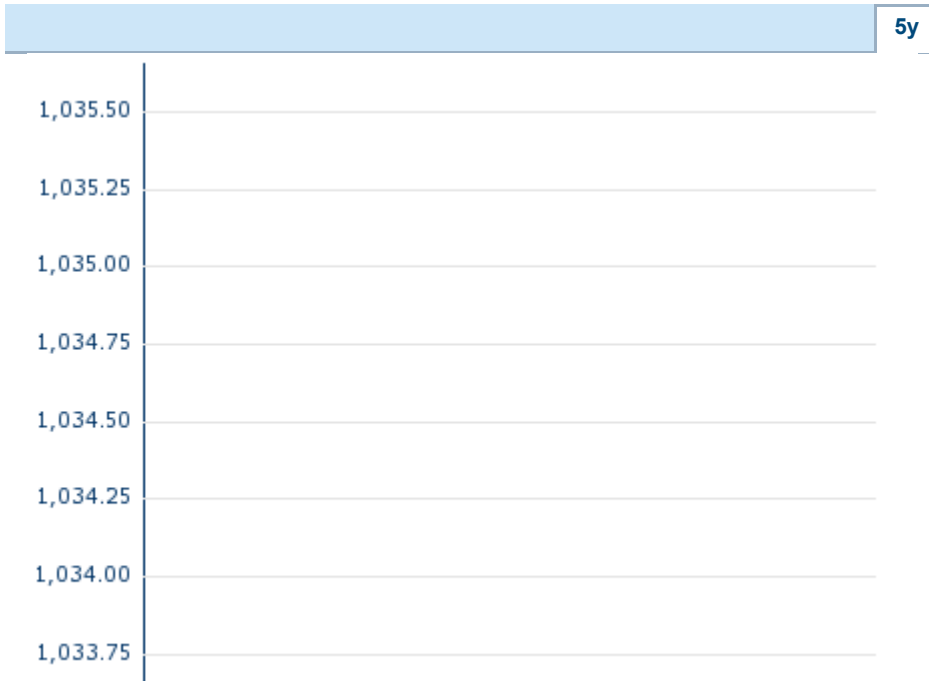
ISIN	DK0010181676
Symbol	CARL A
Exchange	London Stock Exchange
Currency	DKK
Sector	Consumer Products
Security type	Stock
Market cap (m)	12,098 EUR
Benchmark	OMX COPENHAGEN 20

**Market data**

Bid (Bid size)	-
Ask (Ask size)	-
Open	1,034.6568 DKK
High	1,034.6568 DKK
Low	1,034.6568 DKK
Close (prev. day)	700.00 DKK
VWAP	1,034.6568 DKK
Volume (pcs)	16
Trading volume	16,554.51
Number of trades	1
Last size	16

**Futures and Options**

Related Futures	-
Related Options	-



Information about previous performance does not guarantee future performance.  
**Source:** FactSet

### Recent research

on sector	Date	Headline	Download
	2024/04/29	 Aktienempfehlungen Österreich	
	2024/04/26	 Equity Weekly	
	2024/04/26	 Global Equity Ratings	
	2024/04/26	 Aktienempfehlungen Global	
	2024/04/19	 Equity Weekly	

5y

## Details

2021/01/29 13:37:27

## Price

1,034.6568 DKK

Difference ▲ 47.81% (334.66)

## General attributes

ISIN	DK0010181676
Symbol	CARL A
Exchange	London Stock Exchange
Currency	DKK
Sector	Consumer Products
Security type	Stock
Market cap (m)	12,098 EUR
Benchmark	OMX COPENHAGEN 20


## Market data

Bid (Bid size)	-
Ask (Ask size)	-
Open	1,034.6568 DKK
High	1,034.6568 DKK
Low	1,034.6568 DKK
Close (prev. day)	700.00 DKK
VWAP	1,034.6568 DKK
Volume (pcs)	16
Trading volume	16,554.51
Number of trades	1
Last size	16

## Performance and Risk

	6m	1y	3y
Perf (%)	-	-	-
Perf (abs.)	-	-	-
Beta	-0.27	-0.06	0.17
Volatility	-	-	-

5y



Information about previous performance does not guarantee future performance.  
Source: FactSet

## Price data

Ø price 5 days   Ø volume 5 days (pcs.)	206.9314 DKK (12)
Ø price 30 days   Ø volume 30 days (pcs.)	127.9552 DKK (66)
Ø price 100 days   Ø volume 100 days (pcs.)	538.5266 DKK (20)
Ø price 250 days   Ø volume 250 days (pcs.)	- DKK (17)
YTD High   date	1,034.6568 DKK (2021/01/29)
YTD Low   date	1,034.6568 DKK (2021/01/29)
52 Weeks High   date	1,034.6568 DKK (2021/01/29)
52 Weeks Low   date	1,034.6568 DKK (2021/01/29)

## Arbitrage views

Exchange <span>⊕</span>	Date	Time	Price	Trading volume (mio.)	Number of trades
Stuttgart	2024/05/03	15:35	155.50 EUR	0.00	9
Nasdaq Copenhagen	2024/05/03	16:59	1,195.00 DKK	0.29	39
Munich	2024/05/03	08:03	161.00 EUR	0.00	2
London Stock Exchange	2021/01/29	13:37	1,034.6568 DKK	0.02	1
Frankfurt	2024/05/03	21:49	158.50 EUR	0.00	3

	03					
FINRA other OTC Issues	2020/09/10	17:59	148.75 USD	0.02		1
Duesseldorf	2024/05/03	19:31	158.00 EUR	0.00		7
Berlin	2024/05/03	21:43	158.50 EUR	0.00		18

## Company profile

### Company Logo



### Contact Details

CARLSBERG A/S

--

1 J.C. Jacobsens Gade - 1799 Copenhagen

Telefon: +45-33-27-33-00

Fax: +

E-mail: [contact@carlsberg.com](mailto:contact@carlsberg.com)

### Company Profile

-

#### Members of Management Board

Jacob Aarup-Andersen	Chairman of Managing Board
Graham Fewkes	Member of Executive Committee
Joao Abecasis	Member of Executive Committee
Lars Lehmann	Member of Executive Committee
Lars Lehmann	Member of Executive Committee
Soren Brinck	Member of Executive Committee
Ulrica Fearn	Member of Executive Committee
Victor Shevtsov	Member of Executive Committee

#### Board of directors

Henrik Poulsen	Chairman of Supervisory Board
Carl Bache	Member of Supervisory Board
Magdi Batato	Member of Supervisory Board
Majken Schultz	Member of Supervisory Board
Søren-Peter Fuchs Olesen	Member of Supervisory Board
Erik Lund	Member of Supervisory Board
Esko Mikael Aro	Member of Supervisory Board
Eva Vilstrup Decker	Member of Supervisory Board
Ivan Nielsen	Member of Supervisory Board
Lilian Biner	Member of Supervisory Board
Olayide Oladokun	Member of Supervisory Board
Punita Lal	Member of Supervisory Board
Richard Burrows	Member of Supervisory Board
Robert Kunze-Concewitz	Member of Supervisory Board
Tenna Skov Thorsted	Member of Supervisory Board