

CENTURY LITHIUM CORP.

ISIN: CA1566151066 WKN: -

Overview

2024/07/26 14:44:28

Price
0.1875 EURDifference  1.35% (0.00)

General attributes

ISIN	CA1566151066
Symbol	LCE
Exchange	Stuttgart
Currency	EUR
Sector	Energy / Commodities
Security type	Stock
Market cap (m)	28 EUR
Benchmark	S&P/TSX 60 INDEX

Market data

Bid (Bid size)	- (0)
Ask (Ask size)	- (0)
Open	0.188 EUR
High	0.188 EUR
Low	0.1875 EUR
Close (prev. day)	0.185 EUR
VWAP	-
Volume (pcs)	0
Trading volume	0.00
Number of trades	5
Last size	0

Futures and Options








Related Futures	-
Related Options	-

5y



Information about previous performance does not guarantee future performance.
Source: FactSet

Recent research

on sector		
Date	Headline	Download
2024/07/26	 Equity Weekly	
2024/07/24	 Global Equity Ratings	
2024/07/24	 Aktienempfehlungen Global	
2024/07/15	 Aktienempfehlungen Global	
2024/07/12	 Equity Weekly	

Details

2024/07/26 14:44:28

Price

0.1875 EUR

Difference ▲ 1.35% (0.00)

General attributes

ISIN	CA1566151066
Symbol	LCE
Exchange	Stuttgart
Currency	EUR
Sector	Energy / Commodities
Security type	Stock
Market cap (m)	28 EUR
Benchmark	S&P/TSX 60 INDEX

Market data

Bid (Bid size)	- (0)
Ask (Ask size)	- (0)
Open	0.188 EUR
High	0.188 EUR
Low	0.1875 EUR
Close (prev. day)	0.185 EUR
VWAP	-
Volume (pcs)	0
Trading volume	0.00
Number of trades	5
Last size	0

Performance and Risk

	6m	1y	3y
Perf (%)	-30.56%	-67.11%	-74.10%
Perf (abs.)	-0.08	-0.38	-0.54
Beta	0.36	0.34	1.36
Volatility	108.12	86.18	76.39

5y



Information about previous performance does not guarantee future performance.
Source: FactSet

Price data

Ø price 5 days Ø volume 5 days (pcs.)	0.1908 EUR (600)
Ø price 30 days Ø volume 30 days (pcs.)	0.2016 EUR (100)
Ø price 100 days Ø volume 100 days (pcs.)	0.3244 EUR (775)
Ø price 250 days Ø volume 250 days (pcs.)	0.3663 EUR (792)
YTD High date	0.6040 EUR (2024/04/08)
YTD Low date	0.1700 EUR (2024/07/11)
52 Weeks High date	0.6040 EUR (2024/04/08)
52 Weeks Low date	0.1700 EUR (2024/07/11)

All listings for CENTURY LITHIUM CORP.

Exchange 📍	Date	Time	Price	Trading volume (mio.)	Number of trades
Tradegate	2024/07/26	22:26	0.19 EUR	0.00	1
TSX Venture Exchange	2024/07/26	21:59	0.28 CAD	0.03	17
Stuttgart	2024/07/26	14:44	0.1875 EUR	0.00	5
Munich	2024/07/26	08:00	0.1825 EUR	0.00	2
Frankfurt	2024/07/26	08:05	0.1825 EUR	0.00	2

	26						
FINRA other OTC Issues	2024/07/ 26	21:38	0.2054	USD	0.01		21
Berlin	2024/07/ 26	08:08	0.1825	EUR	0.00		3

Company profile

Company Logo

Contact Details

CENTURY LITHIUM

--

Telefon: -

Fax: -

E-mail: -

Company Profile

-