

ARJO AB SER'B'NPV

ISIN: SE0010468116 WKN: -

Overview

2024/04/26 08:11:40

Price

3.986 EUR

Difference  -3.35% (-0.14)

General attributes

ISIN SE0010468116

Symbol ARJO B

Exchange Munich

Currency EUR

Sector Chemical / Pharmaceutical / Health

Security type Stock

Market cap (m) 1,011 EUR

Benchmark OMX STOCKHOLM 30 INDEX

Market data

Bid (Bid size) -

Ask (Ask size) -

Open 3.986 EUR

High 3.986 EUR

Low 3.986 EUR

Close (prev. day) 4.124 EUR

VWAP 3.088 EUR

Volume (pcs) 0

Trading volume 0.00

Number of trades 2

Last size 0

Futures and Options

Related Futures -

Related Options -

5y












Information about previous performance does not guarantee future performance.

Source: FactSet

Recent research

on sector

Date		Headline	Download
2024/04/26		Global Equity Ratings	
2024/04/26		Aktienempfehlungen Global	
2024/04/15		Aktienempfehlungen Österreich	
2024/04/03		Global Equity Ratings	
2024/04/03		Aktienempfehlungen Global	

Details

2024/04/26 08:11:40

Price

3.986 EUR

 Difference ▼ -3.35% (-0.14)

General attributes

ISIN	SE0010468116
Symbol	ARJO B
Exchange	Munich
Currency	EUR
Sector	Chemical / Pharmaceutical / Health
Security type	Stock
Market cap (m)	1,011 EUR
Benchmark	OMX STOCKHOLM 30 INDEX

Market data

Bid (Bid size)	-
Ask (Ask size)	-
Open	3.986 EUR
High	3.986 EUR
Low	3.986 EUR
Close (prev. day)	4.124 EUR
VWAP	3.088 EUR
Volume (pcs)	0
Trading volume	0.00
Number of trades	2
Last size	0

Performance and Risk

	6m	1y	3y
Perf (%)	+31.81%	+2.78%	-45.95%
Perf (abs.)	+0.96	+0.11	-3.39
Beta	0.75	1.01	0.92
Volatility	30.85	30.01	36.10

5y



Information about previous performance does not guarantee future performance.
Source: FactSet

Price data

Ø price 5 days Ø volume 5 days (pcs.)	4.071 EUR (0)
Ø price 30 days Ø volume 30 days (pcs.)	4.383 EUR (0)
Ø price 100 days Ø volume 100 days (pcs.)	4.073 EUR (0)
Ø price 250 days Ø volume 250 days (pcs.)	3.770 EUR (6)
YTD High date	4.646 EUR (2024/02/26)
YTD Low date	3.482 EUR (2024/01/04)
52 Weeks High date	4.646 EUR (2024/02/26)
52 Weeks Low date	3.004 EUR (2023/10/30)

Arbitrage views

Exchange	Date	Time	Price	Trading volume (mio.)	Number of trades
Tradegate	2024/04/26	22:26	3.972 EUR	0.00	3
Stuttgart	2024/04/26	11:10	3.968 EUR	0.00	5
Nasdaq Stockholm	2024/04/26	17:29	46.46 SEK	15.17	904
Munich	2024/04/26	08:11	3.986 EUR	0.00	2
London Stock Exchange	2024/	17:25	46.21 SEK	0.00	2

European Trade Reporting	04/26					
Frankfurt	2024/ 04/26	08:08	3.882	EUR	0.00	2
FINRA other OTC Issues	2024/ 03/21	19:16	4.59	USD	0.00	1
Duesseldorf	2024/ 04/26	19:31	3.938	EUR	0.00	7
Berlin	2024/ 04/26	21:43	3.974	EUR	0.00	18

Company profile

Company Logo



Company Profile

-

Contact Details

ARJO AB

--

Telefon: -

Fax: -

E-mail: -