

DINO POLSKA SA

ISIN: **PLDINPL00011** WKN: -

Overview

2024/05/02 16:50:00

Price

77.50 PLN

Difference  0.00% (0.00)

General attributes

ISIN PLDINPL00011

Symbol DNP

Exchange London Stock Exchange
European Trade Reporting

Currency PLN

Sector Commerce

Security type Stock

Market cap (m) 8,849 EUR

Benchmark POLAND WIG 20

Market data

Bid (Bid size) -

Ask (Ask size) -

Open 77.50 PLN

High 77.50 PLN

Low 77.50 PLN

Close (prev. day) 77.50 PLN

VWAP 383.50 PLN

Volume (pcs) -

Trading volume -

Number of trades 1

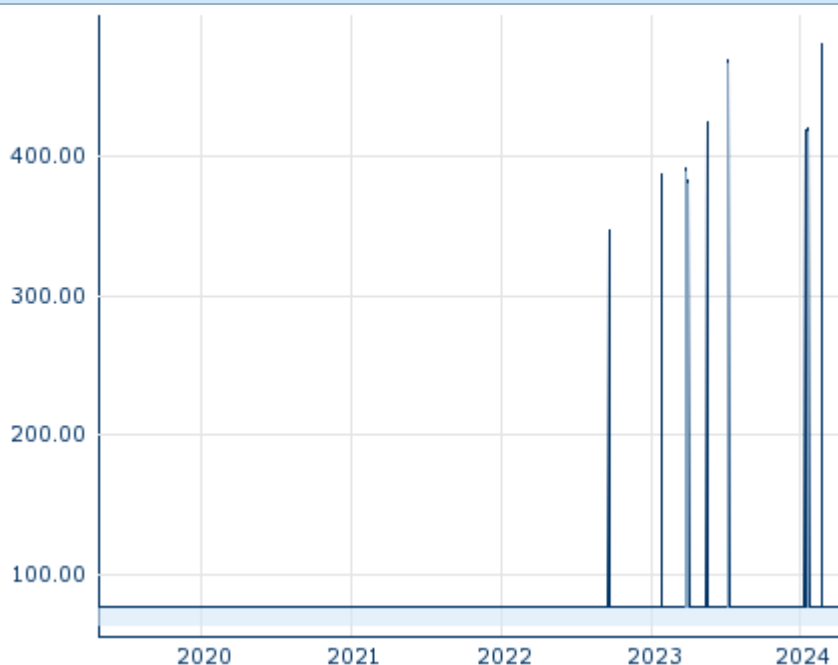
Last size -

Futures and Options

Related Futures -

Related Options -











5y



Information about previous performance does not guarantee future performance.

Source: FactSet

Recent research

on sector		on market	
Date		Headline	Download
2024/04/26		Global Equity Ratings	
2024/04/26		Aktienempfehlungen Global	
2024/04/03		Global Equity Ratings	
2024/04/03		Aktienempfehlungen Global	
2024/03/13		Global Equity Ratings	

Details

2024/05/02 16:50:00

Price

77.50 PLN

Difference ➔ 0.00% (0.00)

General attributes

ISIN PLDINPL00011

Symbol DNP

Exchange London Stock Exchange
European Trade Reporting

Currency PLN

Sector Commerce

Security type Stock

Market cap (m) 8,849 EUR

Benchmark POLAND WIG 20

Market data

Bid (Bid size) -

Ask (Ask size) -

Open 77.50 PLN

High 77.50 PLN

Low 77.50 PLN

Close (prev. day) 77.50 PLN

VWAP 383.50 PLN

Volume (pcs) -

Trading volume -

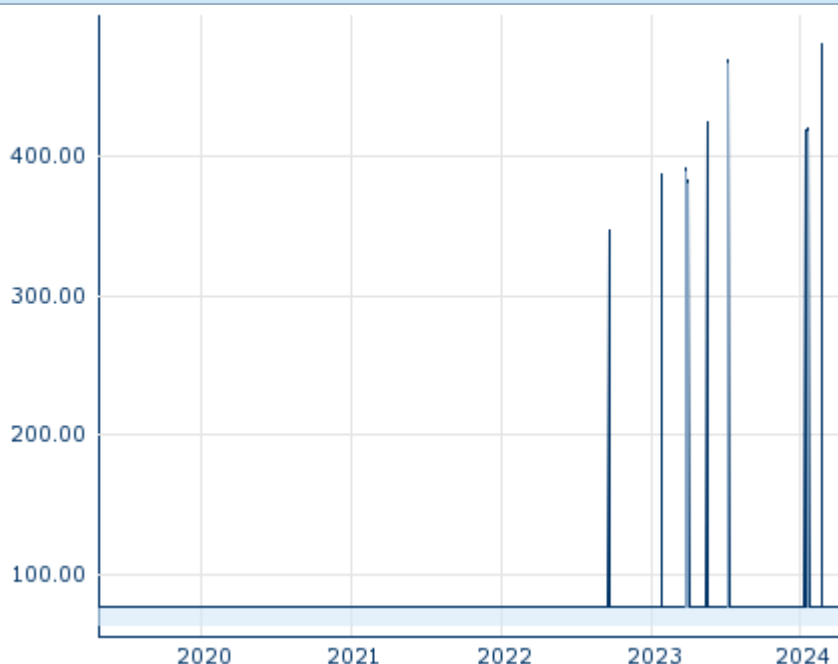
Number of trades 1

Last size -

Performance and Risk

	6m	1y	3y
Perf (%)	+0.00%	+0.00%	+0.00%
Perf (abs.)	+0.00	+0.00	+0.00
Beta	0.88	0.72	0.65
Volatility	612.48	557.76	413.63

5y



Information about previous performance does not guarantee future performance.
Source: FactSet

Price data

Ø price 5 days Ø volume 5 days (pcs.)	77.50 PLN (0)
Ø price 30 days Ø volume 30 days (pcs.)	77.50 PLN (95)
Ø price 100 days Ø volume 100 days (pcs.)	88.34 PLN (508)
Ø price 250 days Ø volume 250 days (pcs.)	84.87 PLN (296)
YTD High date	479.71 PLN (2024/02/23)
YTD Low date	77.50 PLN (2024/01/02)
52 Weeks High date	479.71 PLN (2024/02/23)
52 Weeks Low date	77.50 PLN (2023/05/03)

All listings for DINO POLSKA SA

Exchange ⬆	Date	Time	Price	Trading volume (mio.)	Number of trades
Stuttgart	2024/05/02	15:27	87.82 EUR	0.00	5
Munich	2024/05/02	08:10	91.00 EUR	0.00	1
London Stock Exchange European Trade Reporting	2024/05/02	16:50	77.50 PLN	0.00	1
Frankfurt	2024/04/29	12:58	90.00 EUR	0.01	3
FINRA other OTC Issues	2024/	18:52	91.00 USD	0.01	2

	04/12						
Duesseldorf	2024/ 05/02	16:31	89.64	EUR	0.00		4
Berlin	2024/ 05/02	17:55	89.68	EUR	0.00		13

Company profile

Company Logo



Contact Details

DINO POLSKA SA

--

ul. Ostrowska 122 - 63-700 Krotoszyn

Telefon: +48-62-725-5400

Fax: +

E-mail: -

Company Profile

-

Members of Management Board

Izabela Biadala Member of Executive Committee

Michał Krauze Member of Executive Committee

Piotr Scigala Member of Executive Committee

Board of directors

Tomasz Biernacki Chairman of Supervisory Board

Eryk Bajer Member of Supervisory Board

Maciej Polanowski Member of Supervisory Board

Piotr Borowski Member of Supervisory Board

Sławomir Jakszuk Member of Supervisory Board