

## RAMSAY HEALTH CARE LTD.

ISIN: AU000000RHC8 WKN: RHC

## Overview

2024/06/24 16:00:38

Price

34.33 USD

Difference  4.00% (1.32)

## General attributes

ISIN AU000000RHC8

Symbol RHC

Exchange FINRA other OTC Issues

Currency USD

Sector Chemical / Pharmaceutical / Health

Security type Stock

Market cap (m) 6,731 EUR

Benchmark ASX ALL ORDINARIES INDEX

## Market data

Bid (Bid size) -

Ask (Ask size) -

Open 34.33 USD

High 34.33 USD

Low 34.33 USD

Close (prev. day) 33.01 USD

VWAP 34.33 USD

Volume (pcs) 302

Trading volume 10,367.66

Number of trades 2

Last size 151

## Futures and Options

Related Futures -

Related Options 744

5y









Information about previous performance does not guarantee future performance.

Source: FactSet

## Recent research

on sector

Date	Headline	Download
2024/07/15	 Aktienempfehlungen Global	
2024/07/12	 Global Equity Ratings	
2024/07/09	 Aktienempfehlungen Österreich	
2024/06/24	 Aktienempfehlungen Österreich	
2024/06/21	 Global Equity Ratings	

## Details

2024/06/24 16:00:38

### Price

34.33 USD

 Difference ▲ 4.00% (1.32)

### General attributes

ISIN	AU000000RHC8
Symbol	RHC
Exchange	FINRA other OTC Issues
Currency	USD
Sector	Chemical / Pharmaceutical / Health
Security type	Stock
Market cap (m)	6,731 EUR
Benchmark	ASX ALL ORDINARIES INDEX

### Market data

Bid (Bid size)	-
Ask (Ask size)	-
Open	34.33 USD
High	34.33 USD
Low	34.33 USD
Close (prev. day)	33.01 USD
VWAP	34.33 USD
Volume (pcs)	302
Trading volume	10,367.66
Number of trades	2
Last size	151

### Performance and Risk

	6m	1y	3y
Perf (%)	-	-	-
Perf (abs.)	-	-	-
Beta	0.97	0.87	0.69
Volatility	-	21.75	23.92

5y



Information about previous performance does not guarantee future performance.  
Source: FactSet

### Price data

Ø price 5 days   Ø volume 5 days (pcs.)	- USD (-)
Ø price 30 days   Ø volume 30 days (pcs.)	34.33 USD (277)
Ø price 100 days   Ø volume 100 days (pcs.)	34.20 USD (208)
Ø price 250 days   Ø volume 250 days (pcs.)	33.82 USD (225)
YTD High   date	35.25 USD (2024/02/29)
YTD Low   date	32.43 USD (2024/01/25)
52 Weeks High   date	36.55 USD (2023/08/11)
52 Weeks Low   date	32.00 USD (2023/12/11)

### Arbitrage views

Exchange <input type="checkbox"/>	Date	Time	Price	Trading volume (mio.)	Number of trades
Tradegate	2024/07/17	22:02	29.20 EUR	0.00	1
Stuttgart	2024/07/18	08:08	29.20 EUR	0.00	1
Munich	2024/07/18	08:11	29.40 EUR	0.00	1
Hamburg	2024/07/18	08:00	29.00 EUR	0.00	1
Frankfurt	2024/07/18	08:27	29.00 EUR	0.00	1

	18						
FINRA other OTC Issues	2024/06/24	16:00	34.33 USD	0.01		2	
Duesseldorf	2024/07/18	09:30	29.00 EUR	0.00		2	
Australian Securities Exchange	2024/07/18	08:10	47.63 AUD	24.69		12,279	

## Company profile

### Company Logo



### Company Profile

-

### Contact Details

RAMSAY HEALTH CARE LTD

--

Level 9, Pacific Highway 154 2065 St.  
Leonards, NSW

Telefon: +61 2 9433 3444

Fax: +61 2 9433 3460

E-mail: -