

NITORI HOLDINGS CO LTD NPV

ISIN: JP3756100008 WKN: 9843

Overview

2023/09/07 03:59:22

Price
17,700.00 JPYDifference  -11.72%
(-2,350.00)

General attributes

ISIN	JP3756100008
Symbol	9843
Exchange	Sapporo Stock Exchange
Currency	JPY
Sector	-
Security type	Stock
Market cap (m)	14,701 EUR
Benchmark	NIKKEI 225

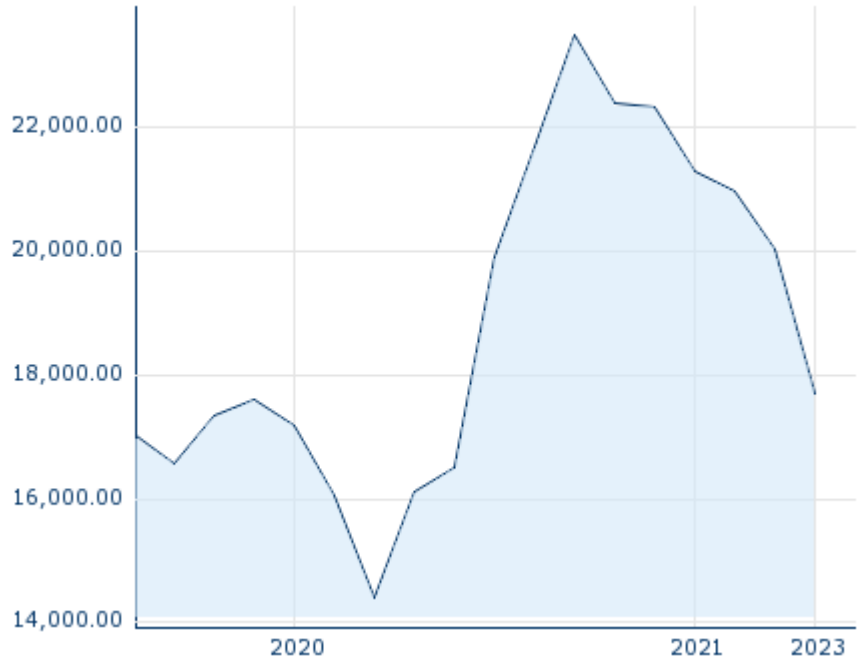
Market data

Bid (Bid size)	19,690.00 JPY (200)
Ask (Ask size)	19,850.00 JPY (100)
Open	17,700.00 JPY
High	17,700.00 JPY
Low	17,700.00 JPY
Close (prev. day)	20,050.00 JPY
VWAP	17,700.00 JPY
Volume (pcs)	100
Trading volume	17,700.00
Number of trades	1
Last size	100

Futures and Options











Related Futures	-
Related Options	-

5y



Information about previous performance does not guarantee future performance.
Source: FactSet

Recent research

on market		
Date	Headline	Download
2024/08/12	 Global Equity Ratings	
2024/08/12	 Aktienempfehlungen Global	
2024/02/22	 Aktienempfehlungen Global	
2024/02/22	 Global Equity Ratings	
2023/10/27	 Global Equity Ratings	

Details

2023/09/07 03:59:22

Price

17,700.00 JPY

Difference

-11.72%
(-2,350.00)

General attributes

ISIN	JP3756100008
Symbol	9843
Exchange	Sapporo Stock Exchange
Currency	JPY
Sector	-
Security type	Stock
Market cap (m)	14,701 EUR
Benchmark	NIKKEI 225

Market data

Bid (Bid size)	19,690.00 JPY (200)
Ask (Ask size)	19,850.00 JPY (100)
Open	17,700.00 JPY
High	17,700.00 JPY
Low	17,700.00 JPY
Close (prev. day)	20,050.00 JPY
VWAP	17,700.00 JPY
Volume (pcs)	100
Trading volume	17,700.00
Number of trades	1
Last size	100

Performance and Risk

	6m	1y	3y
Perf (%)	-	-	-24.68%
Perf (abs.)	-	-	-5,800.00
Beta	0.21	0.29	0.47
Volatility	-	-	75.46

5y



Information about previous performance does not guarantee future performance.
Source: FactSet

Price data

Ø price 5 days Ø volume 5 days (pcs.)	- JPY (-)
Ø price 30 days Ø volume 30 days (pcs.)	- JPY (-)
Ø price 100 days Ø volume 100 days (pcs.)	- JPY (-)
Ø price 250 days Ø volume 250 days (pcs.)	- JPY (-)
YTD High date	- JPY (-)
YTD Low date	- JPY (-)
52 Weeks High date	- JPY (-)
52 Weeks Low date	- JPY (-)

Arbitrage views

Exchange	Date	Time	Price	Trading volume (mio.)	Number of trades
Tokyo Stock Exchange	2024/08/21	08:00	20,765.00 JPY	181.79	3,763
Sapporo Stock Exchange	2023/09/07	03:59	17,700.00 JPY	0.02	1
FINRA other OTC Issues	2024/08/21	21:49	147.104 USD	0.01	12

Company profile

Company Logo

Contact Details

NITORI

--

Telefon: -

Fax: -

E-mail: -

Company Profile

-