

GOFORE OYJ NPV

ISIN: FI4000283130

WKN: -

Overview

2022/10/03 17:29:35

Price

19.70 EUR

Difference  -2.23% (-0.45)

General attributes

ISIN	FI4000283130
Symbol	GOFORE
Exchange	Nasdaq Helsinki
Currency	EUR
Sector	-
Security type	Stock
Market cap (m)	303 EUR
Benchmark	OMX HELSINKI 25

Market data

Bid (Bid size)	19.62 EUR (7)
Ask (Ask size)	19.70 EUR (50)
Open	20.10 EUR
High	20.10 EUR
Low	19.00 EUR
Close (prev. day)	20.15 EUR
VWAP	19.307472 EUR
Volume (pcs)	8,162
Trading volume	157,587.59
Number of trades	31
Last size	1

Futures and Options

Related Futures	0
Related Options	-






5y



Information about previous performance does not guarantee future performance.

Source: FactSet

Recent research

on market		
Date	Headline	Download
2022/09/26	 Global Equity Ratings	
2022/09/26	 Aktienempfehlungen Global	
2022/09/06	 Marktkommentar	
2022/09/01	 Global Equity Ratings	
2022/09/01	 Aktienempfehlungen Global	

Details

2022/10/03 17:29:35

Price

19.70 EUR

Difference ▼ -2.23% (-0.45)

General attributes

ISIN	FI4000283130
Symbol	GOFORE
Exchange	Nasdaq Helsinki
Currency	EUR
Sector	-
Security type	Stock
Market cap (m)	303 EUR
Benchmark	OMX HELSINKI 25

Market data

Bid (Bid size)	19.62 EUR (7)
Ask (Ask size)	19.70 EUR (50)
Open	20.10 EUR
High	20.10 EUR
Low	19.00 EUR
Close (prev. day)	20.15 EUR
VWAP	19.307472 EUR
Volume (pcs)	8,162
Trading volume	157,587.59
Number of trades	31
Last size	1

Performance and Risk

	6m	1y	3y
Perf (%)	-12.25%	-3.90%	+130.68%
Perf (abs.)	-2.75	-0.80	+11.16
Beta	0.71	0.66	0.66
Volatility	37.38	40.34	39.56

5y



Information about previous performance does not guarantee future performance.
Source: FactSet

Price data

Ø price 5 days Ø volume 5 days (pcs.)	19.87 EUR (22,079)
Ø price 30 days Ø volume 30 days (pcs.)	22.39 EUR (8,734)
Ø price 100 days Ø volume 100 days (pcs.)	22.56 EUR (5,414)
Ø price 250 days Ø volume 250 days (pcs.)	22.90 EUR (6,656)
YTD High date	26.00 EUR (2022/01/05)
YTD Low date	18.20 EUR (2022/02/24)
52 Weeks High date	26.00 EUR (2022/01/05)
52 Weeks Low date	18.20 EUR (2022/02/24)

Arbitrage views

Exchange	Date	Time	Price	Trading volume (mio.)	Number of trades
Nasdaq Helsinki	2022/10/03	17:29	19.70 EUR	0.16	31
London Stock Exchange	2018/11/22	13:25	8.3655 EUR	0.04	3
Frankfurt	2022/10/03	17:16	19.48 EUR	0.00	7
Duesseldorf	2022/10/03	19:30	19.42 EUR	0.00	9

Company profile

Company Logo

Contact Details

GOFORE OYJ

--

Telefon: -

Fax: -

E-mail: -

Company Profile

-