

H. LUNDBECK A/S SER. A

ISIN: **DK0061804697** WKN: -

Overview

2024/05/02 22:26:53

Price

3.865 EUR

Difference  -1.40% (-0.06)

General attributes

ISIN DK0061804697

Symbol HLUN A

Exchange Tradegate

Currency EUR

Sector Chemical / Pharmaceutical / Health

Security type Stock

Market cap (m) 768 EUR

Benchmark OMX COPENHAGEN 20

Market data

Bid (Bid size) 3.855 EUR (1,350)

Ask (Ask size) 3.875 EUR (1,350)

Open 3.885 EUR

High 3.885 EUR

Low 3.885 EUR

Close (prev. day) 3.92 EUR

VWAP 3.885 EUR

Volume (pcs) 400

Trading volume 1,554.00

Number of trades 1

Last size -

Futures and Options

Related Futures 0

Related Options -






5y



Information about previous performance does not guarantee future performance.

Source: FactSet

Recent research

on sector			
Date		Headline	Download
2024/04/29		Aktienempfehlungen Österreich	
2024/04/26		Global Equity Ratings	
2024/04/26		Aktienempfehlungen Global	
2024/04/15		Aktienempfehlungen Österreich	
2024/04/03		Global Equity Ratings	

Details

2024/05/02 22:26:53

Price

3.865 EUR

Difference ▼ -1.40% (-0.06)

General attributes

ISIN	DK0061804697
Symbol	HLUN A
Exchange	Tradegate
Currency	EUR
Sector	Chemical / Pharmaceutical / Health
Security type	Stock
Market cap (m)	768 EUR
Benchmark	OMX COPENHAGEN 20

Market data

Bid (Bid size)	3.855 EUR (1,350)
Ask (Ask size)	3.875 EUR (1,350)
Open	3.885 EUR
High	3.885 EUR
Low	3.885 EUR
Close (prev. day)	3.92 EUR
VWAP	3.885 EUR
Volume (pcs)	400
Trading volume	1,554.00
Number of trades	1
Last size	-

Performance and Risk

	6m	1y	3y
Perf (%)	-11.58%	-15.65%	-24.33%
Perf (abs.)	-0.51	-0.72	-1.25
Beta	0.33	0.46	0.44
Volatility	22.95	26.33	29.43

5y



Information about previous performance does not guarantee future performance.
Source: FactSet

Price data

Ø price 5 days Ø volume 5 days (pcs.)	3.859 EUR (80)
Ø price 30 days Ø volume 30 days (pcs.)	3.808 EUR (286)
Ø price 100 days Ø volume 100 days (pcs.)	3.923 EUR (250)
Ø price 250 days Ø volume 250 days (pcs.)	4.135 EUR (334)
YTD High date	4.172 EUR (2024/01/12)
YTD Low date	3.715 EUR (2024/04/18)
52 Weeks High date	5.105 EUR (2023/05/23)
52 Weeks Low date	3.715 EUR (2024/04/18)

Arbitrage views

Exchange	Date	Time	Price	Trading volume (mio.)	Number of trades
Vienna Stock Exchange	2024/05/02	17:32	3.86 EUR	0.00	2
Tradegate	2024/05/02	22:26	3.865 EUR	0.00	1
Stuttgart	2024/05/02	14:55	3.865 EUR	0.00	9
Nasdaq Copenhagen	2024/05/02	16:59	28.80 DKK	1.62	1,472
Munich	2024/05/02	08:10	3.865 EUR	0.00	2

	02					
London Stock Exchange	2023/02/01	17:04	23.70 DKK	0.00		1
Frankfurt	2024/05/02	17:15	3.84 EUR	0.00		6
FINRA other OTC Issues	2024/04/23	21:56	3.91 USD	0.00		1
Duesseldorf	2024/05/02	19:30	3.775 EUR	0.00		6
Berlin	2024/05/02	09:21	3.86 EUR	0.00		2

Company profile

Company Logo



Contact Details

H. LUNDBECK A/S

--

Ottiliavej 9 2500 Valby

Telefon: +45 3630 1311

Fax: -

E-mail: info@lundbeck.com

Company Profile

-

Members of Management Board

Deborah Dunsire Chairman of Managing Board

Johan Luthman Member of Executive Committee

Anders Götzsche Member of Executive Committee

Elise Hauge Member of Executive Committee

Jacob Tolstrup Member of Executive Committee

Keld Flintholm Jørgensen Member of Executive Committee

Lars Bang Member of Executive Committee

Peter Anastasiou Member of Executive Committee

Board of directors

Lars Søren Rasmussen Chairman of Supervisory Board

Dorothea Wenzel Member of Supervisory Board

Henrik Sindal Jensen Member of Supervisory Board

Jeremy Levin Member of Supervisory Board

Santiago Arroyo Member of Supervisory Board

Jeffrey Berkowitz Member of Supervisory Board

Lars Erik Holmqvist Member of Supervisory Board

Lene Skole-Sørensen Member of Supervisory Board

Ludovic Otterbein Member of Supervisory Board

Rikke Kruse Andreassen Member of Supervisory Board