

H. LUNDBECK A/S SER. A

ISIN: **DK0061804697** WKN: -

Overview

2024/04/26 22:02:11

Price
3.78 EURDifference  0.40% (0.02)

General attributes

ISIN	DK0061804697
Symbol	HLUN A
Exchange	Tradegate
Currency	EUR
Sector	Chemical / Pharmaceutical / Health
Security type	Stock
Market cap (m)	751 EUR
Benchmark	OMX COPENHAGEN 20

Market data

Bid (Bid size)	3.765 EUR (1,390)
Ask (Ask size)	3.79 EUR (1,380)
Open	3.78 EUR
High	3.78 EUR
Low	3.78 EUR
Close (prev. day)	3.765 EUR
VWAP	3.80 EUR
Volume (pcs)	-
Trading volume	-
Number of trades	1
Last size	-

Futures and Options






Related Futures	0
Related Options	-

5y



Information about previous performance does not guarantee future performance.
Source: FactSet

Recent research

on sector			
Date		Headline	Download
2024/04/26		Global Equity Ratings	
2024/04/26		Aktienempfehlungen Global	
2024/04/15		Aktienempfehlungen Österreich	
2024/04/03		Global Equity Ratings	
2024/04/03		Aktienempfehlungen Global	

Details

2024/04/26 22:02:11

Price

3.78 EUR

Difference ▲ 0.40% (0.02)

General attributes

ISIN	DK0061804697
Symbol	HLUN A
Exchange	Tradegate
Currency	EUR
Sector	Chemical / Pharmaceutical / Health
Security type	Stock
Market cap (m)	751 EUR
Benchmark	OMX COPENHAGEN 20

Market data

Bid (Bid size)	3.765 EUR (1,390)
Ask (Ask size)	3.79 EUR (1,380)
Open	3.78 EUR
High	3.78 EUR
Low	3.78 EUR
Close (prev. day)	3.765 EUR
VWAP	3.80 EUR
Volume (pcs)	-
Trading volume	-
Number of trades	1
Last size	-

Performance and Risk

	6m	1y	3y
Perf (%)	-9.58%	-17.47%	-27.43%
Perf (abs.)	-0.40	-0.80	-1.42
Beta	0.32	0.46	0.44
Volatility	23.05	26.36	29.37

5y



Information about previous performance does not guarantee future performance.

Source: FactSet

Price data

Ø price 5 days Ø volume 5 days (pcs.)	3.77 EUR (552)
Ø price 30 days Ø volume 30 days (pcs.)	3.81 EUR (285)
Ø price 100 days Ø volume 100 days (pcs.)	3.93 EUR (294)
Ø price 250 days Ø volume 250 days (pcs.)	4.15 EUR (346)
YTD High date	4.17 EUR (2024/01/12)
YTD Low date	3.72 EUR (2024/04/18)
52 Weeks High date	5.11 EUR (2023/05/23)
52 Weeks Low date	3.72 EUR (2024/04/18)

Arbitrage views

Exchange	Date	Time	Price	Trading volume (mio.)	Number of trades
Vienna Stock Exchange	2024/04/26	17:32	3.78 EUR	0.00	2
Tradegate	2024/04/26	22:02	3.78 EUR	0.00	1
Stuttgart	2024/04/26	11:10	3.765 EUR	0.00	5
Nasdaq Copenhagen	2024/04/26	16:59	28.15 DKK	1.62	229
Munich	2024/04/26	08:11	3.79 EUR	0.00	1

	26					
London Stock Exchange	2023/02/01	17:04	23.70 DKK	0.00		1
Frankfurt	2024/04/26	17:15	3.75 EUR	0.00		6
FINRA other OTC Issues	2024/04/23	21:56	3.91 USD	0.00		1
Duesseldorf	2024/04/26	19:30	3.69 EUR	0.00		6
Berlin	2024/04/26	08:12	3.77 EUR	0.00		2

Company profile

Company Logo



Contact Details

H. LUNDBECK A/S

--

Ottiliavej 9 2500 Valby

Telefon: +45 3630 1311

Fax: -

E-mail: info@lundbeck.com

Company Profile

-

Members of Management Board

Deborah Dunsire Chairman of Managing Board

Johan Luthman Member of Executive Committee

Anders Götzsche Member of Executive Committee

Elise Hauge Member of Executive Committee

Jacob Tolstrup Member of Executive Committee

Keld Flintholm Jørgensen Member of Executive Committee

Lars Bang Member of Executive Committee

Peter Anastasiou Member of Executive Committee

Board of directors

Lars Søren Rasmussen Chairman of Supervisory Board

Dorothea Wenzel Member of Supervisory Board

Henrik Sindal Jensen Member of Supervisory Board

Jeremy Levin Member of Supervisory Board

Santiago Arroyo Member of Supervisory Board

Jeffrey Berkowitz Member of Supervisory Board

Lars Erik Holmqvist Member of Supervisory Board

Lene Skole-Sørensen Member of Supervisory Board

Ludovic Otterbein Member of Supervisory Board

Rikke Kruse Andreassen Member of Supervisory Board