



NIXU OYJ NPV

ISIN:

FI0009008387

WKN: -

Overview

2022/09/26 09:14:11

Price

5.30 EUR

Difference  -3.64% (-0.20)

General attributes

ISIN	FI0009008387
Symbol	NIXU
Exchange	Munich
Currency	EUR
Sector	IT-Technology
Security type	Stock
Market cap (m)	39 EUR
Benchmark	OMX HELSINKI 25

Market data

Bid (Bid size)	-
Ask (Ask size)	-
Open	5.30 EUR
High	5.30 EUR
Low	5.30 EUR
Close (prev. day)	5.50 EUR
VWAP	5.56 EUR
Volume (pcs)	0
Trading volume	0.00
Number of trades	1
Last size	0

Futures and Options










Related Futures	-
Related Options	-

5y



Information about previous performance does not guarantee future performance.
Source: FactSet

Recent research

on sector		on market	
Date		Headline	Download
2022/09/26		Global Equity Ratings	
2022/09/26		Aktienempfehlungen Global	
2022/09/19		Aktienempfehlungen Österreich	
2022/09/05		Aktienempfehlungen Österreich	
2022/09/01		Global Equity Ratings	

Details

2022/09/26 09:14:11

Price

5.30 EUR

Difference  -3.64% (-0.20)

General attributes

ISIN	FI0009008387
Symbol	NIXU
Exchange	Munich
Currency	EUR
Sector	IT-Technology
Security type	Stock
Market cap (m)	39 EUR
Benchmark	OMX HELSINKI 25

Market data

Bid (Bid size)	-
Ask (Ask size)	-
Open	5.30 EUR
High	5.30 EUR
Low	5.30 EUR
Close (prev. day)	5.50 EUR
VWAP	5.56 EUR
Volume (pcs)	0
Trading volume	0.00
Number of trades	1
Last size	0

Performance and Risk

	6m	1y	3y
Perf (%)	-8.93%	-25.77%	-52.25%
Perf (abs.)	-0.52	-1.84	-5.80
Beta	0.32	0.52	0.58
Volatility	46.34	44.44	41.23

5y



Information about previous performance does not guarantee future performance.

Source: FactSet

Price data

Ø price 5 days Ø volume 5 days (pcs.)	5.48 EUR (0)
Ø price 30 days Ø volume 30 days (pcs.)	5.75 EUR (22)
Ø price 100 days Ø volume 100 days (pcs.)	5.83 EUR (7)
Ø price 250 days Ø volume 250 days (pcs.)	6.28 EUR (7)
YTD High date	7.38 EUR (2022/01/13)
YTD Low date	4.98 EUR (2022/03/07)
52 Weeks High date	7.54 EUR (2021/10/05)
52 Weeks Low date	4.98 EUR (2022/03/07)

Arbitrage views

Exchange 	Date	Time	Price	Trading volume (mio.)	Number of trades
Nasdaq Helsinki	2022/09/26	17:21	5.26 EUR	0.02	32
Munich	2022/09/26	09:14	5.30 EUR	0.00	1

Company profile

Company Logo

Contact Details

NIXU OYJ

--

Telefon: -

Fax: -

E-mail: -

Company Profile

-