

HELLOFRESH SE

ISIN: DE000A161408 WKN: A16140

Overview

2024/05/07 08:45:07

Price
6.17 EURDifference  -0.06% (-0.00)

General attributes

ISIN	DE000A161408
Symbol	HFG
Exchange	Stuttgart
Currency	EUR
Sector	Commerce
Security type	Stock
Market cap (m)	1,054 EUR
Benchmark	GERMANY DAX

Market data

Bid (Bid size)	6.166 EUR (1,300)
Ask (Ask size)	6.202 EUR (1,300)
Open	6.17 EUR
High	6.17 EUR
Low	6.17 EUR
Close (prev. day)	6.174 EUR
VWAP	-
Volume (pcs)	0
Trading volume	0.00
Number of trades	5
Last size	0

Futures and Options











Related Futures	38
Related Options	-

5y



Information about previous performance does not guarantee future performance.
Source: FactSet

Recent research

on sector		on market	
Date		Headline	Download
2024/04/26		Global Equity Ratings	
2024/04/26		Aktienempfehlungen Global	
2024/04/03		Global Equity Ratings	
2024/04/03		Aktienempfehlungen Global	
2024/03/13		Global Equity Ratings	

Details

2024/05/07 08:45:07

Price
6.17 EUR

Difference ▼ -0.06% (-0.00)

General attributes

ISIN	DE000A161408
Symbol	HFG
Exchange	Stuttgart
Currency	EUR
Sector	Commerce
Security type	Stock
Market cap (m)	1,054 EUR
Benchmark	GERMANY DAX

Market data

Bid (Bid size)	6.166 EUR (1,300)
Ask (Ask size)	6.202 EUR (1,300)
Open	6.17 EUR
High	6.17 EUR
Low	6.17 EUR
Close (prev. day)	6.174 EUR
VWAP	-
Volume (pcs)	0
Trading volume	0.00
Number of trades	5
Last size	0

Performance and Risk

	6m	1y	3y
Perf (%)	-70.68%	-74.81%	-90.21%
Perf (abs.)	-14.89	-18.34	-56.91
Beta	2.11	1.15	1.50
Volatility	86.07	70.64	63.89

5y



Information about previous performance does not guarantee future performance.
Source: FactSet

Price data

Ø price 5 days Ø volume 5 days (pcs.)	6.23 EUR (8,901)
Ø price 30 days Ø volume 30 days (pcs.)	6.52 EUR (17,510)
Ø price 100 days Ø volume 100 days (pcs.)	10.45 EUR (19,919)
Ø price 250 days Ø volume 250 days (pcs.)	18.13 EUR (10,920)
YTD High date	14.42 EUR (2024/01/02)
YTD Low date	6.08 EUR (2024/04/17)
52 Weeks High date	34.13 EUR (2023/09/15)
52 Weeks Low date	6.08 EUR (2024/04/17)

Arbitrage views

Exchange ⊕	Date	Time	Price	Trading volume (mio.)	Number of trades
Xetra	2024/05/06	17:35	6.16 EUR	5.98	1,657
Vienna Stock Exchange	2024/05/06	17:32	6.162 EUR	0.00	2
Tradegate	2024/05/07	08:40	6.152 EUR	0.03	11
Stuttgart	2024/05/07	08:45	6.17 EUR	0.00	5
Munich	2024/05/07	08:01	6.206 EUR	0.00	1

	05/07					
London Stock Exchange European Trade Reporting	2024/ 05/03	17:30	6.108 EUR	0.00		7
Hanover	2024/ 05/07	08:16	6.16 EUR	0.00		1
Hamburg	2024/ 05/07	08:16	6.16 EUR	0.00		1
Frankfurt	2024/ 05/07	08:00	6.156 EUR	0.00		1
FINRA other OTC Issues	2024/ 05/03	20:51	6.76 USD	0.00		4
Euronext Milan MTF Trading After Hours	2024/ 04/03	18:00	6.676 EUR	0.00		1
Euronext Milan MTF Global Equity Market	2024/ 05/06	17:44	6.01 EUR	0.00		1
Duesseldorf	2024/ 05/07	08:10	6.152 EUR	0.00		1
Berlin	2024/ 05/07	08:00	6.206 EUR	0.00		1

Company profile

Company Logo



Company Profile

-

Contact Details

HELLOFRESH SE

--

Prinzenstrasse 89 - 10969 Berlin

Telefon: +

Fax: +

E-mail: pr@hellofresh.com