

WALMART INC.

ISIN: US9311421039

WKN: 931142103

Overview

2024/07/26 08:01:26

Price

64.63 EUR

Difference  -0.92% (-0.60)

General attributes

ISIN	US9311421039
Symbol	WMT
Exchange	Hanover
Currency	EUR
Sector	Commerce
Security type	Stock
Market cap (m)	517,259 EUR
Benchmark	S&P 500

Market data

Bid (Bid size)	-
Ask (Ask size)	-
Open	64.63 EUR
High	64.63 EUR
Low	64.63 EUR
Close (prev. day)	65.23 EUR
VWAP	-
Volume (pcs)	0
Trading volume	0.00
Number of trades	3
Last size	0

Futures and Options

Related Futures	15
Related Options	-







5y



Information about previous performance does not guarantee future performance.

Source: FactSet

Recent research

on instrument	on sector	on market
Date	Headline	Download
2024/07/24	 Global Equity Ratings	
2024/07/24	 Aktienempfehlungen Global	
2024/07/15	 Aktienempfehlungen Global	
2024/07/12	 Global Equity Ratings	
2024/06/21	 Equity Weekly	

Details

2024/07/26 08:01:26

Price

64.63 EUR

Difference 📉 -0.92% (-0.60)

General attributes

ISIN	US9311421039
Symbol	WMT
Exchange	Hanover
Currency	EUR
Sector	Commerce
Security type	Stock
Market cap (m)	517,259 EUR
Benchmark	S&P 500

Market data

Bid (Bid size)	-
Ask (Ask size)	-
Open	64.63 EUR
High	64.63 EUR
Low	64.63 EUR
Close (prev. day)	65.23 EUR
VWAP	-
Volume (pcs)	0
Trading volume	0.00
Number of trades	3
Last size	0

Performance and Risk

	6m	1y	3y
Perf (%)	+29.66%	+34.80%	+61.09%
Perf (abs.)	+14.78	+16.68	+24.51
Beta	0.13	0.27	0.41
Volatility	16.21	17.85	22.39

5y



Information about previous performance does not guarantee future performance.
Source: FactSet

Price data

Ø price 5 days Ø volume 5 days (pcs.)	64.94 EUR (30)
Ø price 30 days Ø volume 30 days (pcs.)	63.94 EUR (9)
Ø price 100 days Ø volume 100 days (pcs.)	59.26 EUR (16)
Ø price 250 days Ø volume 250 days (pcs.)	53.70 EUR (15)
YTD High date	65.23 EUR (2024/07/25)
YTD Low date	47.51 EUR (2024/01/08)
52 Weeks High date	65.23 EUR (2024/07/25)
52 Weeks Low date	46.20 EUR (2023/12/15)

Arbitrage views

Exchange 📍	Date	Time	Price	Trading volume (mio.)	Number of trades
Xetra	2024/07/26	17:35	64.21 EUR	0.06	28
Vienna Stock Exchange	2024/07/26	17:32	64.28 EUR	0.00	5
Tradegate	2024/07/26	22:26	64.27 EUR	1.06	135
Stuttgart	2024/07/26	18:58	64.33 EUR	0.02	8
SIX Swiss Exchange	2020/	17:35	39.00 USD	0.00	1

	02/18					
SIX Swiss Exchange	2019/ 06/28	17:50	107.68 CHF	0.00		4
NYSE	2024/ 07/26	22:00	69.78 USD	1,169.27		134,960
Munich	2024/ 07/26	13:37	64.60 EUR	0.00		2
London Stock Exchange	2024/ 07/26	17:35	59.60 USD	0.00		6
Hanover	2024/ 07/26	08:01	64.63 EUR	0.00		3
Hamburg	2024/ 07/26	08:01	64.63 EUR	0.00		3
Frankfurt	2024/ 07/26	17:53	64.31 EUR	0.05		6
Euronext Milan MTF Trading After Hours	2024/ 07/18	19:23	64.98 EUR	0.00		1
Euronext Milan MTF Global Equity Market	2024/ 07/26	17:44	64.27 EUR	0.02		4
Duesseldorf	2024/ 07/26	19:30	64.27 EUR	0.00		7
Berlin	2024/ 07/26	08:08	64.67 EUR	0.00		3

Company profile

Company Logo



Contact Details

WALMART INC.

--

702 SW 8th Street - 72716 Bentonville

Telefon: +1-800-925-6278

Fax: +

E-mail: -

Company Profile

-

Members of Management Board

Gregory Penner Chairman of Board of Directors

Brian Niccol Member of Board of Directors

Carla Harris Member of Board of Directors

Cesar Conde Member of Board of Directors

Marissa Mayer Member of Board of Directors

Randall Stephenson Member of Board of Directors

Sarah Friar Member of Board of Directors

Steuart Walton Member of Board of Directors

Thomas Horton Member of Board of Directors

Timothy Flynn Member of Board of Directors

C. Douglas McMillon Chairman of Managing Board

Chris Nicholas Member of Executive Committee

Dan Bartlett Member of Executive Committee

Donna Morris Member of Executive Committee

John David Rainey Member of Executive Committee

John Furner Member of Executive Committee

Kathryn McLay Member of Executive Committee

Rachel Brand Member of Executive Committee

Suresh Kumar Member of Executive Committee