

## NEWCAP HOLDING A/S

ISIN: **DK0010212570** WKN: -

## Overview

2024/07/29 17:20:00

Price

0.179 DKK

Difference  0.00% (0.00)

## General attributes

ISIN	DK0010212570
Symbol	NEWCAP
Exchange	Nasdaq Copenhagen
Currency	DKK
Sector	Financial
Security type	Stock
Market cap (m)	3 EUR
Benchmark	OMX COPENHAGEN 20

## Market data

Bid (Bid size)	0.172 DKK (78,703)
Ask (Ask size)	0.179 DKK (2,512)
Open	0.179 DKK
High	0.179 DKK
Low	0.179 DKK
Close (prev. day)	0.179 DKK
VWAP	0.179 DKK
Volume (pcs)	12,712
Trading volume	2,275.44
Number of trades	2
Last size	-

## Futures and Options








Related Futures	-
Related Options	-

5y



Information about previous performance does not guarantee future performance.  
Source: FactSet

## Recent research

on sector			
Date		Headline	Download
2024/07/29		Aktienempfehlungen Österreich	
2024/07/24		Global Equity Ratings	
2024/07/24		Aktienempfehlungen Global	
2024/07/19		Equity Weekly	
2024/07/15		Aktienempfehlungen Global	

## Details

2024/07/29 17:20:00

## Price

0.179 DKK

Difference ➔ 0.00% (0.00)

## General attributes

ISIN	DK0010212570
Symbol	NEWCAP
Exchange	Nasdaq Copenhagen
Currency	DKK
Sector	Financial
Security type	Stock
Market cap (m)	3 EUR
Benchmark	OMX COPENHAGEN 20

## Market data

Bid (Bid size)	0.172 DKK (78,703)
Ask (Ask size)	0.179 DKK (2,512)
Open	0.179 DKK
High	0.179 DKK
Low	0.179 DKK
Close (prev. day)	0.179 DKK
VWAP	0.179 DKK
Volume (pcs)	12,712
Trading volume	2,275.44
Number of trades	2
Last size	-

## Performance and Risk

	6m	1y	3y
Perf (%)	-4.28%	-25.42%	-66.54%
Perf (abs.)	-0.01	-0.06	-0.36
Beta	-0.23	-0.28	0.10
Volatility	46.78	64.73	86.24

5y



Information about previous performance does not guarantee future performance.

Source: FactSet

## Price data

Ø price 5 days   Ø volume 5 days (pcs.)	0.177 DKK (51,810)
Ø price 30 days   Ø volume 30 days (pcs.)	0.176 DKK (20,908)
Ø price 100 days   Ø volume 100 days (pcs.)	0.180 DKK (44,975)
Ø price 250 days   Ø volume 250 days (pcs.)	0.187 DKK (96,002)
YTD High   date	0.200 DKK (2024/02/13)
YTD Low   date	0.160 DKK (2024/01/02)
52 Weeks High   date	0.266 DKK (2023/08/07)
52 Weeks Low   date	0.155 DKK (2023/10/30)

## All listings for NEWCAP HOLDING A/S

Exchange <span>⊕</span>	Date	Time	Price	Trading volume (mio.)	Number of trades
Nasdaq Copenhagen	2024/07/29	17:20	0.179 DKK	0.00	2
London Stock Exchange	2021/02/05	09:21	0.4184 DKK	0.00	1
Frankfurt	2024/07/29	08:13	0.0165 EUR	0.00	1

## Company profile

### Company Logo



### Company Profile

-

### Contact Details

NEWCAP HOLDING

--

----

Telefon: -

Fax: -

E-mail: -