

## NEWCAP HOLDING A/S

ISIN: DK0010212570

WKN: -

## Overview

2022/08/19 16:51:21

Price  
0.34 DKKDifference  -7.61% (-0.03)

## General attributes

ISIN	DK0010212570
Symbol	NEWCAP
Exchange	Nasdaq Copenhagen
Currency	DKK
Sector	Financial
Security type	Stock
Market cap (m)	6 EUR
Benchmark	OMX COPENHAGEN 20

## Market data

Bid (Bid size)	0.338 DKK (13,000)
Ask (Ask size)	0.364 DKK (38,500)
Open	0.366 DKK
High	0.366 DKK
Low	0.34 DKK
Close (prev. day)	0.368 DKK
VWAP	0.347246 DKK
Volume (pcs)	15,250
Trading volume	5,295.50
Number of trades	3
Last size	11,000

## Futures and Options









Related Futures	-
Related Options	-

5y



Information about previous performance does not guarantee future performance.  
Source: FactSet

## Recent research

on sector			
Date		Headline	Download
2022/08/19		Equity Weekly	
2022/08/18		Global Equity Ratings	
2022/08/18		Aktienempfehlungen Global	
2022/08/08		Global Equity Ratings	
2022/08/08		Aktienempfehlungen Global	

## Details

2022/08/19 16:51:21

## Price

0.34 DKK

Difference ▼ -7.61% (-0.03)

## General attributes

ISIN	DK0010212570
Symbol	NEWCAP
Exchange	Nasdaq Copenhagen
Currency	DKK
Sector	Financial
Security type	Stock
Market cap (m)	6 EUR
Benchmark	OMX COPENHAGEN 20

## Market data

Bid (Bid size)	0.338 DKK (13,000)
Ask (Ask size)	0.364 DKK (38,500)
Open	0.366 DKK
High	0.366 DKK
Low	0.34 DKK
Close (prev. day)	0.368 DKK
VWAP	0.347246 DKK
Volume (pcs)	15,250
Trading volume	5,295.50
Number of trades	3
Last size	11,000

## Performance and Risk

	6m	1y	3y
Perf (%)	-18.66%	-41.38%	-44.72%
Perf (abs.)	-0.08	-0.24	-0.28
Beta	-0.30	-0.18	0.21
Volatility	70.55	72.50	66.14

5y



Information about previous performance does not guarantee future performance.  
Source: FactSet

## Price data

Ø price 5 days   Ø volume 5 days (pcs.)	0.35 DKK (84,672)
Ø price 30 days   Ø volume 30 days (pcs.)	0.36 DKK (97,421)
Ø price 100 days   Ø volume 100 days (pcs.)	0.39 DKK (92,450)
Ø price 250 days   Ø volume 250 days (pcs.)	0.42 DKK (97,381)
YTD High   date	0.44 DKK (2022/04/28)
YTD Low   date	0.34 DKK (2022/07/25)
52 Weeks High   date	0.65 DKK (2021/08/27)
52 Weeks Low   date	0.34 DKK (2022/07/25)

## Arbitrage views

Exchange	Date	Time	Price	Trading volume (mio.)	Number of trades
Nasdaq Copenhagen	2022/08/19	16:51	0.34 DKK	0.01	3
London Stock Exchange	2021/02/05	09:21	0.4184 DKK	0.00	1
Frankfurt	2022/08/19	15:15	0.037 EUR	0.00	4

## Company profile

### Company Logo



### Company Profile

-

### Contact Details

NEWCAP HOLDING

--

----

Telefon: -

Fax: -

E-mail: -