

## LUMINA GOLD CORP

ISIN: CA55026L3056 WKN: -

## Overview

2024/07/26 08:10:21

Price

0.332 EUR

Difference  0.30% (0.00)

## General attributes

ISIN	CA55026L3056
Symbol	LUM
Exchange	Frankfurt
Currency	EUR
Sector	Energy / Commodities
Security type	Stock
Market cap (m)	144 EUR
Benchmark	S&P/TSX 60 INDEX

## Market data

Bid (Bid size)	-
Ask (Ask size)	-
Open	0.332 EUR
High	0.332 EUR
Low	0.332 EUR
Close (prev. day)	0.331 EUR
VWAP	0.40 EUR
Volume (pcs)	0
Trading volume	0.00
Number of trades	2
Last size	0

## Futures and Options

Related Futures	-
Related Options	-









5y



Information about previous performance does not guarantee future performance.

Source: FactSet

## Recent research

on sector	Date	Headline	Download
	2024/07/26	 Equity Weekly	
	2024/07/24	 Global Equity Ratings	
	2024/07/24	 Aktienempfehlungen Global	
	2024/07/15	 Aktienempfehlungen Global	
	2024/07/12	 Equity Weekly	

## Details

2024/07/26 08:10:21

## Price

0.332 EUR

Difference ▲ 0.30% (0.00)

## General attributes

ISIN	CA55026L3056
Symbol	LUM
Exchange	Frankfurt
Currency	EUR
Sector	Energy / Commodities
Security type	Stock
Market cap (m)	144 EUR
Benchmark	S&P/TSX 60 INDEX

## Market data

Bid (Bid size)	-
Ask (Ask size)	-
Open	0.332 EUR
High	0.332 EUR
Low	0.332 EUR
Close (prev. day)	0.331 EUR
VWAP	0.40 EUR
Volume (pcs)	0
Trading volume	0.00
Number of trades	2
Last size	0

## Performance and Risk

	6m	1y	3y
Perf (%)	+34.96%	+3.43%	-34.90%
Perf (abs.)	+0.09	+0.01	-0.18
Beta	0.32	0.54	0.59
Volatility	76.31	71.91	72.53

5y



Information about previous performance does not guarantee future performance.  
Source: FactSet

## Price data

Ø price 5 days   Ø volume 5 days (pcs.)	0.330 EUR (0)
Ø price 30 days   Ø volume 30 days (pcs.)	0.349 EUR (833)
Ø price 100 days   Ø volume 100 days (pcs.)	0.367 EUR (407)
Ø price 250 days   Ø volume 250 days (pcs.)	0.306 EUR (453)
YTD High   date	0.419 EUR (2024/04/12)
YTD Low   date	0.224 EUR (2024/01/23)
52 Weeks High   date	0.419 EUR (2024/04/12)
52 Weeks Low   date	0.211 EUR (2023/12/19)

## All listings for LUMINA GOLD CORP

Exchange	Date	Time	Price	Trading volume (mio.)	Number of trades
Tradegate	2024/07/26	22:02	0.343 EUR	0.00	1
TSX Venture Exchange	2024/07/26	18:32	0.52 CAD	0.01	3
Stuttgart	2024/07/26	11:05	0.325 EUR	0.00	4
Munich	2024/07/26	08:02	0.333 EUR	0.00	1
Frankfurt	2024/07/26	08:10	0.332 EUR	0.00	2

	26					
FINRA other OTC Issues	2024/07/26	19:48	0.38 USD	0.00		8
Duesseldorf	2024/07/26	19:31	0.333 EUR	0.00		6
Berlin	2024/07/26	20:22	0.342 EUR	0.00		13

## Company profile

### Company Logo



### Company Profile

-

### Contact Details

LUMINA GOLD

--

----

Telefon: -

Fax: -

E-mail: -