

CYBERAGENT INC.

ISIN: JP3311400000 WKN: 4751

Overview

2024/08/21 08:00:00

Price
982.70 JPYDifference  -0.06% (-0.60)

General attributes

ISIN	JP3311400000
Symbol	4751
Exchange	Tokyo Stock Exchange
Currency	JPY
Sector	-
Security type	Stock
Market cap (m)	3,078 EUR
Benchmark	NIKKEI 225

Market data

Bid (Bid size)	981.20 JPY (200)
Ask (Ask size)	983.00 JPY (11,800)
Open	968.30 JPY
High	989.00 JPY
Low	963.50 JPY
Close (prev. day)	983.30 JPY
VWAP	979.2188 JPY
Volume (pcs)	3,601,700
Trading volume	35,268,524.20
Number of trades	10,355
Last size	414,000

Futures and Options







Related Futures	-
Related Options	-

5y



Information about previous performance does not guarantee future performance.
Source: FactSet

Recent research

on market		
Date	Headline	Download
2024/08/12	 Global Equity Ratings	
2024/08/12	 Aktienempfehlungen Global	
2024/02/22	 Aktienempfehlungen Global	
2024/02/22	 Global Equity Ratings	
2023/10/27	 Global Equity Ratings	

Details

2024/08/21 08:00:00

Price

982.70 JPY

Difference 📉 -0.06% (-0.60)

General attributes

ISIN	JP3311400000
Symbol	4751
Exchange	Tokyo Stock Exchange
Currency	JPY
Sector	-
Security type	Stock
Market cap (m)	3,078 EUR
Benchmark	NIKKEI 225

Market data

Bid (Bid size)	981.20 JPY (200)
Ask (Ask size)	983.00 JPY (11,800)
Open	968.30 JPY
High	989.00 JPY
Low	963.50 JPY
Close (prev. day)	983.30 JPY
VWAP	979.2188 JPY
Volume (pcs)	3,601,700
Trading volume	35,268,524.20
Number of trades	10,355
Last size	414,000

Performance and Risk

	6m	1y	3y
Perf (%)	-6.72%	+10.01%	-48.98%
Perf (abs.)	-70.80	+89.40	-943.30
Beta	0.79	0.76	0.90
Volatility	42.53	38.96	38.24

5y



Information about previous performance does not guarantee future performance.
Source: FactSet

Price data

Ø price 5 days Ø volume 5 days (pcs.)	970.72 JPY (4,385,100)
Ø price 30 days Ø volume 30 days (pcs.)	946.25 JPY (5,451,090)
Ø price 100 days Ø volume 100 days (pcs.)	985.01 JPY (5,229,856)
Ø price 250 days Ø volume 250 days (pcs.)	935.34 JPY (6,881,949)
YTD High date	1,136.00 JPY (2024/04/01)
YTD Low date	797.50 JPY (2024/08/05)
52 Weeks High date	1,136.00 JPY (2024/04/01)
52 Weeks Low date	756.30 JPY (2023/10/30)

Arbitrage views

Exchange 📍	Date	Time	Price	Trading volume (mio.)	Number of trades
Tradegate	2024/08/21	08:00	5.90 EUR	0.01	1
Tokyo Stock Exchange	2024/08/21	08:00	982.70 JPY	35.27	10,355
Stuttgart	2024/08/21	08:11	5.95 EUR	0.00	1
Munich	2024/08/21	08:02	5.95 EUR	0.00	1
Hanover	2024/08/21	08:01	5.90 EUR	0.00	1

	21					
Frankfurt	2024/08/ 21	08:25	5.85 EUR	0.00		1
FINRA other OTC Issues	2024/08/ 01	15:30	6.40 USD	16.18		3
Duesseldorf	2024/08/ 21	16:30	5.85 EUR	0.00		4
Berlin	2024/08/ 21	16:30	6.10 EUR	0.00		5

Company profile

Company Logo

Contact Details

CYBER AGENT

--

Telefon: -

Fax: -

E-mail: -

Company Profile

-