

## CYBERAGENT INC.

ISIN: JP3311400000 WKN: 4751

## Overview

2024/05/02 08:00:00

Price  
942.20 JPYDifference  -4.09% (-40.20)

## General attributes

ISIN	JP3311400000
Symbol	4751
Exchange	Tokyo Stock Exchange
Currency	JPY
Sector	-
Security type	Stock
Market cap (m)	2,905 EUR
Benchmark	NIKKEI 225

## Market data

Bid (Bid size)	942.20 JPY (400)
Ask (Ask size)	944.30 JPY (900)
Open	984.60 JPY
High	989.20 JPY
Low	941.40 JPY
Close (prev. day)	982.40 JPY
VWAP	956.1896 JPY
Volume (pcs)	11,801,300
Trading volume	112,842,808.70
Number of trades	21,804
Last size	938,100

## Futures and Options

Related Futures	-
Related Options	-











5y



Information about previous performance does not guarantee future performance.  
Source: FactSet

## Recent research

on market

Date	Headline	Download
2024/02/22	 Aktienempfehlungen Global	
2024/02/22	 Global Equity Ratings	
2023/10/27	 Global Equity Ratings	
2023/10/27	 Aktienempfehlungen Global	
2023/09/29	 Global Equity Ratings	

## Details

2024/05/02 08:00:00

## Price

942.20 JPY

Difference ▼ -4.09% (-40.20)

## General attributes

ISIN	JP3311400000
Symbol	4751
Exchange	Tokyo Stock Exchange
Currency	JPY
Sector	-
Security type	Stock
Market cap (m)	2,905 EUR
Benchmark	NIKKEI 225

## Market data

Bid (Bid size)	942.20 JPY (400)
Ask (Ask size)	944.30 JPY (900)
Open	984.60 JPY
High	989.20 JPY
Low	941.40 JPY
Close (prev. day)	982.40 JPY
VWAP	956.1896 JPY
Volume (pcs)	11,801,300
Trading volume	112,842,808.70
Number of trades	21,804
Last size	938,100

## Performance and Risk

	6m	1y	3y
Perf (%)	+9.09%	-17.71%	-58.09%
Perf (abs.)	+78.50	-202.80	-1,305.80
Beta	0.63	0.64	0.95
Volatility	36.71	37.06	37.51



Information about previous performance does not guarantee future performance.  
Source: FactSet

## Price data

Ø price 5 days   Ø volume 5 days (pcs.)	983.96 JPY (15,125,200)
Ø price 30 days   Ø volume 30 days (pcs.)	1,049.24 JPY (5,818,380)
Ø price 100 days   Ø volume 100 days (pcs.)	983.07 JPY (6,557,463)
Ø price 250 days   Ø volume 250 days (pcs.)	958.00 JPY (7,226,386)
YTD High   date	1,136.00 JPY (2024/04/01)
YTD Low   date	858.10 JPY (2024/01/04)
52 Weeks High   date	1,194.00 JPY (2023/05/17)
52 Weeks Low   date	756.30 JPY (2023/10/30)

## Arbitrage views

Exchange <span>⊕</span>	Date	Time	Price	Trading volume (mio.)	Number of trades
Tradegate	2024/05/03	22:02	5.70 EUR	0.00	1
Tokyo Stock Exchange	2024/05/02	08:00	942.20 JPY	112.84	21,804
Stuttgart	2024/05/03	08:02	5.70 EUR	0.00	3
Munich	2024/05/03	08:03	5.70 EUR	0.00	1
Hanover	2024/05/03	08:00	5.70 EUR	0.00	3

	03					
Frankfurt	2024/05/03	08:11	5.70 EUR	0.00		2
FINRA other OTC Issues	2024/05/03	16:25	6.228 USD	0.00		1
Duesseldorf	2024/05/03	19:31	5.60 EUR	0.00		7
Berlin	2024/05/03	21:05	5.70 EUR	0.00		8

## Company profile

### Company Logo

#### Contact Details

CYBER AGENT

--

----

Telefon: -

Fax: -

E-mail: -

### Company Profile

-