

## CORPORACIÓN FINANCIERA ALBA SA

ISIN: **ES0117160111** WKN: -

## Overview

2020/09/07 17:44:21

Price

34.6452 EUR

Difference  -0.73% (-0.25)

## General attributes

ISIN	ES0117160111
Symbol	ALB
Exchange	London Stock Exchange
Currency	EUR
Sector	Other
Security type	Stock
Market cap (m)	2,991 EUR
Benchmark	IBEX 35

## Market data

Bid (Bid size)	34.05 EUR (1,500)
Ask (Ask size)	35.75 EUR (1,500)
Open	34.6452 EUR
High	34.6452 EUR
Low	34.6452 EUR
Close (prev. day)	34.90 EUR
VWAP	34.6452 EUR
Volume (pcs)	29
Trading volume	1,004.71
Number of trades	1
Last size	29

## Futures and Options










Related Futures	-
Related Options	-

5y



Information about previous performance does not guarantee future performance.  
Source: FactSet

## Recent research

on sector	on market		
Date		Headline	Download
2024/07/26		Equity Weekly	
2024/07/24		Global Equity Ratings	
2024/07/24		Aktienempfehlungen Global	
2024/07/15		Aktienempfehlungen Global	
2024/07/12		Global Equity Ratings	

## Details

2020/09/07 17:44:21

## Price

34.6452 EUR

Difference  -0.73% (-0.25)

## General attributes

ISIN	ES0117160111
Symbol	ALB
Exchange	London Stock Exchange
Currency	EUR
Sector	Other
Security type	Stock
Market cap (m)	2,991 EUR
Benchmark	IBEX 35

## Market data

Bid (Bid size)	34.05 EUR (1,500)
Ask (Ask size)	35.75 EUR (1,500)
Open	34.6452 EUR
High	34.6452 EUR
Low	34.6452 EUR
Close (prev. day)	34.90 EUR
VWAP	34.6452 EUR
Volume (pcs)	29
Trading volume	1,004.71
Number of trades	1
Last size	29

## Performance and Risk

	6m	1y	3y
Perf (%)	-	-	-
Perf (abs.)	-	-	-
Beta	0.32	0.23	0.37
Volatility	-	-	-



Information about previous performance does not guarantee future performance.  
Source: FactSet

## Price data

Ø price 5 days   Ø volume 5 days (pcs.)	- EUR (-)
Ø price 30 days   Ø volume 30 days (pcs.)	- EUR (8)
Ø price 100 days   Ø volume 100 days (pcs.)	- EUR (6)
Ø price 250 days   Ø volume 250 days (pcs.)	- EUR (14)
YTD High   date	- EUR (-)
YTD Low   date	- EUR (-)
52 Weeks High   date	- EUR (-)
52 Weeks Low   date	- EUR (-)

## Arbitrage views

Exchange 	Date	Time	Price	Trading volume (mio.)	Number of trades
Tradegate	2024/07/26	22:26	49.70 EUR	0.01	3
Stuttgart	2024/07/26	08:17	49.10 EUR	0.00	3
Munich	2024/07/26	08:04	49.50 EUR	0.00	1
London Stock Exchange	2020/09/07	17:44	34.6452 EUR	0.00	1
Frankfurt	2024/07/26	08:03	49.40 EUR	0.00	2

	26					
Duesseldorf	2024/07/ 26	19:31	49.50 EUR	0.00		7
Berlin	2024/07/ 26	08:04	49.40 EUR	0.00		3
BME Continuous Market	2024/07/ 26	17:35	49.60 EUR	0.30		77

## Company profile

### Company Logo



### Company Profile

-

### Contact Details

CORPORACION FINANCIERA ALBA SA

Andres Temes

C/Castelló 77, 5ª planta - 28006 Madrid

Telefon: +34 91 436 37 10

Fax: +34 91 575 67 37

E-mail: [alba@corporacionalba.es](mailto:alba@corporacionalba.es)