

MACQUARIE GROUP LTD.

ISIN: AU000000MQG1 WKN: MQG

Overview

2024/07/18 08:08:12

Price
127.64 EURDifference  -0.27% (-0.34)

General attributes

ISIN	AU000000MQG1
Symbol	MQG
Exchange	Stuttgart
Currency	EUR
Sector	Financial
Security type	Stock
Market cap (m)	49,280 EUR
Benchmark	ASX ALL ORDINARIES INDEX

Market data

Bid (Bid size)	- (0)
Ask (Ask size)	- (0)
Open	127.64 EUR
High	127.64 EUR
Low	127.64 EUR
Close (prev. day)	127.98 EUR
VWAP	-
Volume (pcs)	0
Trading volume	0.00
Number of trades	3
Last size	0

Futures and Options





Related Futures	-
Related Options	1,047

5y



Information about previous performance does not guarantee future performance.
Source: FactSet

Recent research

on sector			
Date		Headline	Download
2024/07/15		Aktienempfehlungen Global	
2024/07/12		Global Equity Ratings	
2024/07/09		Aktienempfehlungen Österreich	
2024/06/28		Equity Weekly	
2024/06/24		Aktienempfehlungen Österreich	

Details

2024/07/18 08:08:12

Price

127.64 EUR

Difference ▼ -0.27% (-0.34)

General attributes

ISIN	AU000000MQG1
Symbol	MQG
Exchange	Stuttgart
Currency	EUR
Sector	Financial
Security type	Stock
Market cap (m)	49,280 EUR
Benchmark	ASX ALL ORDINARIES INDEX

Market data

Bid (Bid size)	- (0)
Ask (Ask size)	- (0)
Open	127.64 EUR
High	127.64 EUR
Low	127.64 EUR
Close (prev. day)	127.98 EUR
VWAP	-
Volume (pcs)	0
Trading volume	0.00
Number of trades	3
Last size	0

Performance and Risk

	6m	1y	3y
Perf (%)	+18.19%	+17.10%	+31.68%
Perf (abs.)	+19.64	+18.64	+30.71
Beta	0.99	1.07	1.31
Volatility	20.91	24.33	28.91

5y



Information about previous performance does not guarantee future performance.
Source: FactSet

Price data

Ø price 5 days Ø volume 5 days (pcs.)	126.37 EUR (0)
Ø price 30 days Ø volume 30 days (pcs.)	122.95 EUR (0)
Ø price 100 days Ø volume 100 days (pcs.)	118.08 EUR (2)
Ø price 250 days Ø volume 250 days (pcs.)	110.00 EUR (2)
YTD High date	127.98 EUR (2024/07/17)
YTD Low date	108.00 EUR (2024/01/05)
52 Weeks High date	127.98 EUR (2024/07/17)
52 Weeks Low date	92.50 EUR (2023/10/23)

Arbitrage views

Exchange <input type="checkbox"/>	Date	Time	Price	Trading volume (mio.)	Number of trades
Tradegate	2024/07/18	22:02	128.68 EUR	0.00	1
Stuttgart	2024/07/18	08:08	127.64 EUR	0.00	3
Munich	2024/07/18	08:11	128.20 EUR	0.00	1
Hamburg	2024/07/18	08:00	127.58 EUR	0.00	3
Frankfurt	2024/	08:20	127.94 EUR	0.00	2

	07/18					
FINRA other OTC Issues	2024/07/12	18:43	136.10 USD	0.11		4
Duesseldorf	2024/07/18	19:30	127.34 EUR	0.00		7
Berlin	2024/07/18	08:08	127.64 EUR	0.00		3
Australian Securities Exchange	2024/07/18	08:10	209.72 AUD	127.59		23,255

Company profile

Company Logo



Company Profile

-

Contact Details

MACQUARIE GROUP

--

Level 15, No. 1 Martin Place - NSW 2000
Sydney

Telefon: 02 8232-3333

Fax: 02 8232-3350

E-mail: -