

CIA ENERGETIC MINAS GERAIS-CEMIG

ISIN: **BRCMIGACNPR3** WKN: **CMIG5**

Overview

2024/10/18 22:12:00

Price

11.04 BRL

Difference  -4.84% (-0.56)

General attributes

ISIN	BRCMIGACNPR3
Symbol	CMIG4
Exchange	Bovespa
Currency	BRL
Sector	Utilities
Security type	Stock
Market cap (m)	2,219 EUR
Benchmark	BOVESPA INDEX

Market data

Bid (Bid size)	11.00 BRL (5,300)
Ask (Ask size)	11.04 BRL (3,000)
Open	11.17 BRL
High	11.20 BRL
Low	10.95 BRL
Close (prev. day)	11.6014 BRL
VWAP	11.032709 BRL
Volume (pcs)	18,486,700
Trading volume	203,958,385.00
Number of trades	13,997
Last size	100

Futures and Options






Related Futures	-
Related Options	0

5y



Information about previous performance does not guarantee future performance.
Source: FactSet

Recent research

on sector			
Date		Headline	Download
2024/10/14		Aktienempfehlungen Österreich	
2024/09/27		Global Equity Ratings	
2024/09/27		Aktienempfehlungen Global	
2024/09/23		Aktienempfehlungen Österreich	
2024/09/11		Global Equity Ratings	

Details

2024/10/18 22:12:00

Price

11.04 BRL

Difference  -4.84% (-0.56)

General attributes

ISIN	BRCMIGACNPR3
Symbol	CMIG4
Exchange	Bovespa
Currency	BRL
Sector	Utilities
Security type	Stock
Market cap (m)	2,219 EUR
Benchmark	BOVESPA INDEX

Market data

Bid (Bid size)	11.00 BRL (5,300)
Ask (Ask size)	11.04 BRL (3,000)
Open	11.17 BRL
High	11.20 BRL
Low	10.95 BRL
Close (prev. day)	11.6014 BRL
VWAP	11.032709 BRL
Volume (pcs)	18,486,700
Trading volume	203,958,385.00
Number of trades	13,997
Last size	100

Performance and Risk

	6m	1y	3y
Perf (%)	+9.89%	+22.88%	+23.48%
Perf (abs.)	+0.99	+2.06	+2.10
Beta	0.80	0.80	0.89
Volatility	25.67	27.50	29.02

5y



Information about previous performance does not guarantee future performance.
Source: FactSet

Price data

Ø price 5 days Ø volume 5 days (pcs.)	11.10 BRL (13,844,740)
Ø price 30 days Ø volume 30 days (pcs.)	11.39 BRL (10,543,830)
Ø price 100 days Ø volume 100 days (pcs.)	11.00 BRL (12,083,291)
Ø price 250 days Ø volume 250 days (pcs.)	10.01 BRL (15,082,581)
YTD High date	12.18 BRL (2024/08/23)
YTD Low date	8.52 BRL (2024/03/14)
52 Weeks High date	12.18 BRL (2024/08/23)
52 Weeks Low date	8.06 BRL (2023/11/24)

All listings for CIA ENERGETIC MINAS GERAIS-CEMIG

Exchange 	Date	Time	Price	Trading volume (mio.)	Number of trades
Stuttgart	2024/10/18	16:12	1.70 EUR	0.00	9
Frankfurt	2024/10/18	08:11	1.85 EUR	0.00	1
Bovespa	2024/10/18	22:12	11.04 BRL	203.96	13,997
Berlin	2024/10/18	08:06	1.70 EUR	0.00	2
BME Continuous	2024/10/18	17:30	1.79 EUR	0.00	1

Company profile

Company Logo



Company Profile

-

Contact Details

CIA EN. DE MINAS GERAIS-CEMIG

--

Avenida Barbacena 1200 30123-970 Belo Horizonte,

Telefon: + 55 - 31 - 349 - 2111

Fax: + 55 - 31 - 299 - 4691

E-mail: -