

KONINKLIJKE DSM NV

ISIN: NL0000009827

WKN: 000982

Overview

2022/10/06 08:05:26

Price

122.65 EUR

Difference  0.33% (0.40)

General attributes

ISIN	NL0000009827
Symbol	DSM
Exchange	Hamburg
Currency	EUR
Sector	Chemical / Pharmaceutical / Health
Security type	Stock
Market cap (m)	20,808 EUR
Benchmark	AMSTERDAM EXCHANGES INDEX

Market data

Bid (Bid size)	-
Ask (Ask size)	-
Open	122.65 EUR
High	122.65 EUR
Low	122.65 EUR
Close (prev. day)	122.25 EUR
VWAP	-
Volume (pcs)	0
Trading volume	0.00
Number of trades	1
Last size	0

Futures and Options

Related Futures	15
Related Options	-











5y



Information about previous performance does not guarantee future performance.

Source: FactSet

Recent research

on sector		on market	
Date		Headline	Download
2022/10/05		Global Equity Ratings	
2022/10/05		Aktienempfehlungen Global	
2022/09/26		Global Equity Ratings	
2022/09/26		Aktienempfehlungen Global	
2022/09/23		Equity Weekly	

Details

2022/10/06 08:05:26

Price

122.65 EUR

Difference ▲ 0.33% (0.40)

General attributes

ISIN	NL0000009827
Symbol	DSM
Exchange	Hamburg
Currency	EUR
Sector	Chemical / Pharmaceutical / Health
Security type	Stock
Market cap (m)	20,808 EUR
Benchmark	AMSTERDAM EXCHANGES INDEX

Market data

Bid (Bid size)	-
Ask (Ask size)	-
Open	122.65 EUR
High	122.65 EUR
Low	122.65 EUR
Close (prev. day)	122.25 EUR
VWAP	-
Volume (pcs)	0
Trading volume	0.00
Number of trades	1
Last size	0

Performance and Risk

	6m	1y	3y
Perf (%)	-24.28%	-29.15%	+14.41%
Perf (abs.)	-39.20	-50.30	+15.40
Beta	1.02	0.92	0.76
Volatility	35.88	31.00	28.44

5y



Information about previous performance does not guarantee future performance.
Source: FactSet

Price data

Ø price 5 days Ø volume 5 days (pcs.)	117.29 EUR (0)
Ø price 30 days Ø volume 30 days (pcs.)	122.03 EUR (1)
Ø price 100 days Ø volume 100 days (pcs.)	137.83 EUR (1)
Ø price 250 days Ø volume 250 days (pcs.)	158.84 EUR (1)
YTD High date	198.70 EUR (2022/01/04)
YTD Low date	111.65 EUR (2022/09/28)
52 Weeks High date	199.40 EUR (2021/12/14)
52 Weeks Low date	111.65 EUR (2022/09/28)

Arbitrage views

Exchange ⊕	Date	Time	Price	Trading volume (mio.)	Number of trades
Vienna Stock Exchange	2022/10/06	17:32	121.05 EUR	0.00	2
Tradegate	2022/10/06	22:26	119.90 EUR	0.03	8
Stuttgart	2022/10/06	15:42	121.65 EUR	0.00	11
Munich	2022/10/06	08:04	122.80 EUR	0.00	2

London Stock Exchange European Trade Reporting	2022/ 10/06	17:30	123.25 EUR	0.04	2
Hanover	2022/ 10/06	08:05	122.65 EUR	0.00	1
Hamburg	2022/ 10/06	08:05	122.65 EUR	0.00	1
Frankfurt	2022/ 10/06	20:23	120.15 EUR	0.00	2
FINRA other OTC Issues	2022/ 10/06	15:57	122.132 USD	0.00	1
Euronext Amsterdam	2022/ 10/06	17:35	120.30 EUR	41.79	3,999
Duesseldorf	2022/ 10/06	21:00	119.95 EUR	0.00	10
Berlin	2022/ 10/06	08:08	122.90 EUR	0.00	1

Company profile

Company Logo



Contact Details

KONINKLIJKE DSM NV

--

Het Overloon 1 - 6411 TE Heerlen

Telefon: 31-45-578-81-11

Fax: 31-45-571-97-53

E-mail: -

Company Profile

-

Members of Management Board

Dimitri de Vreeze	Member of Executive Committee
Geraldine Matchett	Member of Executive Committee

Board of directors

Thomas Leysen	Chairman of Supervisory Board
Eileen Kennedy	Member of Supervisory Board
Carla M. C. Mahieu	Member of Supervisory Board
Corien Wortmann-Kool	Member of Supervisory Board
Erica Mann	Member of Supervisory Board
Frits van Paasschen	Member of Supervisory Board
John Ramsay	Member of Supervisory Board
Pradeep Pant	Member of Supervisory Board