

## ROVIO ENTERTAINMENT OYJ NPV

ISIN: **FI4000266804** WKN: -

## Overview

2022/11/25 17:25:00

Price  
6.0375 EURDifference  0.21% (0.01)

## General attributes

ISIN	FI4000266804
Symbol	ROVIO
Exchange	London Stock Exchange European Trade Reporting
Currency	EUR
Sector	-
Security type	Stock
Market cap (m)	500 EUR
Benchmark	OMX HELSINKI 25

## Market data

Bid (Bid size)	5.905 EUR (5,000)
Ask (Ask size)	6.17 EUR (5,000)
Open	6.00 EUR
High	6.0375 EUR
Low	6.00 EUR
Close (prev. day)	6.025 EUR
VWAP	5.9689 EUR
Volume (pcs)	-
Trading volume	-
Number of trades	2
Last size	-

## Futures and Options










Related Futures	-
Related Options	164

5y



Information about previous performance does not guarantee future performance.  
Source: FactSet

## Recent research

on market			
Date		Headline	Download
2022/11/18		Global Equity Ratings	
2022/11/18		Aktienempfehlungen Global	
2022/11/09		Marktkommentar	
2022/10/31		Aktienempfehlungen Global	
2022/10/31		Global Equity Ratings	

## Details

2022/11/25 17:25:00

## Price

6.0375 EUR

Difference ▲ 0.21% (0.01)

## General attributes

ISIN	FI4000266804
Symbol	ROVIO
Exchange	London Stock Exchange European Trade Reporting
Currency	EUR
Sector	-
Security type	Stock
Market cap (m)	500 EUR
Benchmark	OMX HELSINKI 25

## Market data

Bid (Bid size)	5.905 EUR (5,000)
Ask (Ask size)	6.17 EUR (5,000)
Open	6.00 EUR
High	6.0375 EUR
Low	6.00 EUR
Close (prev. day)	6.025 EUR
VWAP	5.9689 EUR
Volume (pcs)	-
Trading volume	-
Number of trades	2
Last size	-

## Performance and Risk

	6m	1y	3y
Perf (%)	-28.04%	-13.22%	+47.62%
Perf (abs.)	-2.35	-0.92	+1.95
Beta	0.75	0.69	0.56
Volatility	29.48	38.26	39.94

5y



Information about previous performance does not guarantee future performance.  
Source: FactSet

## Price data

Ø price 5 days   Ø volume 5 days (pcs.)	5.9903 EUR (5,238)
Ø price 30 days   Ø volume 30 days (pcs.)	5.9188 EUR (873)
Ø price 100 days   Ø volume 100 days (pcs.)	6.0284 EUR (262)
Ø price 250 days   Ø volume 250 days (pcs.)	6.7745 EUR (110)
YTD High   date	9.3550 EUR (2022/05/03)
YTD Low   date	5.3825 EUR (2022/09/22)
52 Weeks High   date	9.3550 EUR (2022/05/03)
52 Weeks Low   date	5.3825 EUR (2022/09/22)

## Arbitrage views

Exchange <span>⊕</span>	Date	Time	Price	Trading volume (mio.)	Number of trades
Tradegate	2022/11/25	22:02	6.035 EUR	0.00	1
Stuttgart	2022/11/25	15:43	5.98 EUR	0.00	9
Nasdaq Helsinki	2022/11/25	17:29	6.03 EUR	0.61	498
Munich	2022/11/25	08:03	5.98 EUR	0.00	1
London Stock Exchange	2022/	17:25	6.0375 EUR	0.00	2

European Trade Reporting	11/25				
Frankfurt	2022/ 11/25	09:15	6.01 EUR	0.00	1
Duesseldorf	2022/ 11/25	21:01	6.005 EUR	0.00	11
Berlin	2022/ 11/25	21:34	6.03 EUR	0.00	16

## Company profile

### Company Logo

#### Contact Details

ROVIO ENTERTAINMENT OYJ

--

----

Telefon: -

Fax: -

E-mail: -

### Company Profile

-